

# OXFORD ACADEMY

SHIBALAYA, MANIKGANJ



## PROGRESS REPORT

Range	Grade	GPA
80-100	A+	5.0
70-79	A	4.0
60-69	A-	3.5
50-59	B	3.0
40-49	C	2.0
33-39	D	1.0
00-32	F	0.0

Name of Student : *Aysia Akter*  
 Student ID : 2013317  
 Roll No. : 1

Class : *SEVEN-Day-C*  
 Group : *N/A*  
 Year/Session : 2018

Name of Subjects	Full Marks	HALF YEARLY				Total Marks	Annual Exam				Total Marks	GRAND FINAL				Total Marks	Letter Grade	Grade Point
		CR	MCQ	NA			CR	MCQ	NA			CR	MCQ	NA				
Bangla 1st	100	34	8	-	-	42	43	15	-	-	58	38.5	11.5	-	-	50.0	B	3.0
Bangla 2nd	50	15	13	-	-	28	18	7	-	-	25	16.5	10.0	-	-	26.5		
English 1st	100	49	-	-	-	49	39	-	-	-	39	44	-	-	-	44.0	B	3.0
English 2nd	50	30	-	-	-	30	32	-	-	-	32	31	-	-	-	31.0		
Mathematics	100	9	12	-	-	21	26	12	-	-	38	17.5	12.0	-	-	29.5	F	0.0
Relegion	100	42	13	-	-	55	51	19	-	-	70	46.5	16.0	-	-	62.5	A-	3.5
BD & Glob.Studies	100	54	14	-	-	68	56	19	-	-	75	55	16.5	-	-	71.5	A	4.0
Agriculture	100	45	14	-	-	59	56	19	-	-	75	50.5	16.5	-	-	67.0	A-	3.5
ICT	50	16	15	-	-	31	17	13	-	-	30	16.5	14.0	-	-	30.5	A-	3.5
General Science	100	24	11	-	-	35	35	13	-	-	48	29.5	12.0	-	-	41.5	C	2.0

Exam Name	Total Marks	Grade	GPA	Section Position	Result Status	Without 4th	Failed Subject	Working Days	Present	Absent
HALF YEARLY	418	F	0	-	Failed	0.0	1			
Annual Exam	490	C	2.94	4	Passed	2.94	0			
<b>GRAND FINAL</b>	<b>454</b>	<b>D</b>	<b>1.47</b>	<b>4</b>	<b>Passed</b>	<b>1.47</b>	<b>0</b>			

Comments



Moral & Behavior Evaluation					Co-Curricular Activities				
Excellent	Good	Average	Poor		Sports	Cultural Function	Scout/BNC	Math Olympiad	

Class Teacher

Headmaster

# OXFORD ACADEMY

SHIBALAYA, MANIKGANJ



## PROGRESS REPORT

Range	Grade	GPA
80-100	A+	5.0
70-79	A	4.0
60-69	A-	3.5
50-59	B	3.0
40-49	C	2.0
33-39	D	1.0
00-32	F	0.0

Name of Student : *Tanjila Tahman Trisha*  
 Student ID : 2016617  
 Roll No. : 2

Class : *SEVEN-Day-C*  
 Group : *N/A*  
 Year/Session : *2018*

Name of Subjects	Full Marks	HALF YEARLY				Total Marks	Annual Exam				Total Marks	GRAND FINAL				Total Marks	Letter Grade	Grade Point
		CR	MCQ	NA			CR	MCQ	NA			CR	MCQ	NA				
Bangla 1st	100	37	17	-	-	54	43	10	-	-	53	40	13.5	-	-	53.5	B	3.0
Bangla 2nd	50	14	13	-	-	27	16	8	-	-	24	15	10.5	-	-	25.5		
English 1st	100	36	-	-	-	36	24	-	-	-	24	30	-	-	-	30.0	D	1.0
English 2nd	50	18	-	-	-	18	25	-	-	-	25	21.5	-	-	-	21.5		
Mathematics	100	19	11	-	-	30	9	14	-	-	23	14	12.5	-	-	26.5	F	0.0
Relegion	100	46	18	-	-	64	48	13	-	-	61	47	15.5	-	-	62.5	A-	3.5
BD & Glob.Studies	100	56	12	-	-	68	56	10	-	-	66	56	11.0	-	-	67.0	A-	3.5
Agriculture	100	43	15	-	-	58	59	15	-	-	74	51	15.0	-	-	66.0	A-	3.5
ICT	50	18	14	-	-	32	17	9	-	-	26	17.5	11.5	-	-	29.0	B	3.0
General Science	100	18	11	-	-	29	29	11	-	-	40	23.5	11.0	-	-	34.5	D	1.0

Exam Name	Total Marks	Grade	GPA	Section Position	Result Status	Without 4th	Failed Subject	Working Days	Present	Absent
HALF YEARLY	416	F	0	-	Failed	0.0	2			
Annual Exam	416	F	0	-	Failed	0.0	2			
<b>GRAND FINAL</b>	<b>416</b>	<b>F</b>	<b>0</b>	-	<b>Failed</b>	<b>0.0</b>	<b>0</b>			

Comments



Moral & Behavior Evaluation					Co-Curricular Activities				
Excellent	Good	Average		Poor	Sports	Cultural Function	Scout/BNC	Math Olympiad	

Class Teacher

Headmaster

# OXFORD ACADEMY

SHIBALAYA, MANIKGANJ



## PROGRESS REPORT

Range	Grade	GPA
80-100	A+	5.0
70-79	A	4.0
60-69	A-	3.5
50-59	B	3.0
40-49	C	2.0
33-39	D	1.0
00-32	F	0.0

Name of Student : *Parboti*  
 Student ID : 2020717  
 Roll No. : 3

Class : *SEVEN-Day-C*  
 Group : *N/A*  
 Year/Session : *2018*

Name of Subjects	Full Marks	HALF YEARLY				Total Marks	Annual Exam				Total Marks	GRAND FINAL				Total Marks	Letter Grade	Grade Point
		CR	MCQ	NA			CR	MCQ	NA			CR	MCQ	NA				
Bangla 1st	100	37	14	-	-	51	33	14	-	-	47	35	14.0	-	-	49.0	B	3.0
Bangla 2nd	50	18	13	-	-	31	21	7	-	-	28	19.5	10.0	-	-	29.5		
English 1st	100	39	-	-	-	39	15	-	-	-	15	27	-	-	-	27.0	F	0.0
English 2nd	50	20	-	-	-	20	21	-	-	-	21	20.5	-	-	-	20.5		
Mathematics	100	7	9	-	-	16	11	12	-	-	23	9	10.5	-	-	19.5	F	0.0
Relegion	100	45	16	-	-	61	57	20	-	-	77	51	18.0	-	-	69.0	A-	3.5
BD & Glob.Studies	100	56	14	-	-	70	56	16	-	-	72	56	15.0	-	-	71.0	A	4.0
Agriculture	100	43	14	-	-	57	53	13	-	-	66	48	13.5	-	-	61.5	A-	3.5
ICT	50	18	12	-	-	30	16	11	-	-	27	17	11.5	-	-	28.5	B	3.0
General Science	100	23	12	-	-	35	33	15	-	-	48	28	13.5	-	-	41.5	C	2.0

Exam Name	Total Marks	Grade	GPA	Section Position	Result Status	Without 4th	Failed Subject	Working Days	Present	Absent
HALF YEARLY	410	F	0	-	Failed	0.0	1			
Annual Exam	424	F	0	-	Failed	0.0	2			
<b>GRAND FINAL</b>	<b>417</b>	<b>F</b>	<b>0</b>	-	<b>Failed</b>	<b>0.0</b>	<b>0</b>			

Comments



Moral & Behavior Evaluation					Co-Curricular Activities				
Excellent	Good	Average	Poor		Sports	Cultural Function	Scout/BNC	Math Olympiad	

Class Teacher

Headmaster

# OXFORD ACADEMY

SHIBALAYA, MANIKGANJ



## PROGRESS REPORT

Range	Grade	GPA
80-100	A+	5.0
70-79	A	4.0
60-69	A-	3.5
50-59	B	3.0
40-49	C	2.0
33-39	D	1.0
00-32	F	0.0

Name of Student : *Amnam Sara*  
 Student ID : 2022117  
 Roll No. : 4

Class : *SEVEN-Day-C*  
 Group : *N/A*  
 Year/Session : 2018

Name of Subjects	Full Marks	HALF YEARLY				Total Marks	Annual Exam				Total Marks	GRAND FINAL				Total Marks	Letter Grade	Grade Point
		CR	MCQ	NA			CR	MCQ	NA			CR	MCQ	NA				
Bangla 1st	100	31	17	-	-	48	31	10	-	-	41	31	13.5	-	-	44.5	B	3.0
Bangla 2nd	50	21	14	-	-	35	18	12	-	-	30	19.5	13.0	-	-	32.5		
English 1st	100	41	-	-	-	41	26	-	-	-	26	33.5	-	-	-	33.5	C	2.0
English 2nd	50	30	-	-	-	30	24	-	-	-	24	27	-	-	-	27.0		
Mathematics	100	9	7	-	-	16	29	15	-	-	44	19	11.0	-	-	30.0	F	0.0
Relegion	100	40	14	-	-	54	37	17	-	-	54	38.5	15.5	-	-	54.0	B	3.0
BD & Glob.Studies	100	50	10	-	-	60	49	18	-	-	67	49.5	14.0	-	-	63.5	A-	3.5
Agriculture	100	43	15	-	-	58	49	16	-	-	65	46	15.5	-	-	61.5	A-	3.5
ICT	50	17	11	-	-	28	15	14	-	-	29	16	12.5	-	-	28.5	B	3.0
General Science	100	27	11	-	-	38	36	19	-	-	55	31.5	15.0	-	-	46.5	C	2.0

Exam Name	Total Marks	Grade	GPA	Section Position	Result Status	Without 4th	Failed Subject	Working Days	Present	Absent
HALF YEARLY	408	F	0	-	Failed	0.0	1			
Annual Exam	435	C	2.63	8	Passed	2.63	0			
<b>GRAND FINAL</b>	<b>421.5</b>	<b>D</b>	<b>1.32</b>	<b>5</b>	<b>Passed</b>	<b>1.32</b>	<b>0</b>			

Comments



Moral & Behavior Evaluation					Co-Curricular Activities				
Excellent	Good	Average	Poor		Sports	Cultural Function	Scout/BNC	Math Olympiad	

Class Teacher

Headmaster

# OXFORD ACADEMY

SHIBALAYA, MANIKGANJ



## PROGRESS REPORT

Range	Grade	GPA
80-100	A+	5.0
70-79	A	4.0
60-69	A-	3.5
50-59	B	3.0
40-49	C	2.0
33-39	D	1.0
00-32	F	0.0

Name of Student : Miss Kajol Akter  
 Student ID : 2014117  
 Roll No. : 5

Class : SEVEN-Day-C  
 Group : N/A  
 Year/Session : 2018

Name of Subjects	Full Marks	HALF YEARLY				Total Marks	Annual Exam				Total Marks	GRAND FINAL				Total Marks	Letter Grade	Grade Point
		CR	MCQ	NA			CR	MCQ	NA			CR	MCQ	NA				
Bangla 1st	100	32	12	-	-	44	39	12	-	-	51	35.5	12.0	-	-	47.5	B	3.0
Bangla 2nd	50	16	9	-	-	25	22	12	-	-	34	19	10.5	-	-	29.5		
English 1st	100	29	-	-	-	29	16	-	-	-	16	22.5	-	-	-	22.5	F	0.0
English 2nd	50	12	-	-	-	12	17	-	-	-	17	14.5	-	-	-	14.5		
Mathematics	100	4	8	-	-	12	4	14	-	-	18	4	11.0	-	-	15.0	F	0.0
Relegion	100	42	12	-	-	54	47	22	-	-	69	44.5	17.0	-	-	61.5	A-	3.5
BD & Glob.Studies	100	46	14	-	-	60	55	22	-	-	77	50.5	18.0	-	-	68.5	A-	3.5
Agriculture	100	43	20	-	-	63	50	14	-	-	64	46.5	17.0	-	-	63.5	A-	3.5
ICT	50	16	10	-	-	26	15	15	-	-	30	15.5	12.5	-	-	28.0	B	3.0
General Science	100	23	10	-	-	33	31	21	-	-	52	27	15.5	-	-	42.5	C	2.0

Exam Name	Total Marks	Grade	GPA	Section Position	Result Status	Without 4th	Failed Subject	Working Days	Present	Absent
HALF YEARLY	358	F	0	-	Failed	0.0	2			
Annual Exam	428	F	0	-	Failed	0.0	2			
<b>GRAND FINAL</b>	<b>393</b>	<b>F</b>	<b>0</b>	-	<b>Failed</b>	<b>0.0</b>	<b>0</b>			

Comments



Moral & Behavior Evaluation					Co-Curricular Activities				
Excellent	Good	Average	Poor		Sports	Cultural Function	Scout/BNC	Math Olympiad	

Class Teacher

Headmaster

# OXFORD ACADEMY

SHIBALAYA, MANIKGANJ



## PROGRESS REPORT

Range	Grade	GPA
80-100	A+	5.0
70-79	A	4.0
60-69	A-	3.5
50-59	B	3.0
40-49	C	2.0
33-39	D	1.0
00-32	F	0.0

Name of Student : *Rinke Akther*  
 Student ID : 2011917  
 Roll No. : 6

Class : *SEVEN-Day-C*  
 Group : *N/A*  
 Year/Session : *2018*

Name of Subjects	Full Marks	HALF YEARLY				Total Marks	Annual Exam				Total Marks	GRAND FINAL				Total Marks	Letter Grade	Grade Point
		CR	MCQ	NA			CR	MCQ	NA			CR	MCQ	NA				
Bangla 1st	100	25	10	-	-	35	23	15	-	-	38	24	12.5	-	-	36.5	C	2.0
Bangla 2nd	50	14	8	-	-	22	23	7	-	-	30	18.5	7.5	-	-	26.0		
English 1st	100	20	-	-	-	20	16	-	-	-	16	18	-	-	-	18.0	F	0.0
English 2nd	50	12	-	-	-	12	12	-	-	-	12	12	-	-	-	12.0		
Mathematics	100	9	12	-	-	21	-	9	-	-	9	4.5	10.5	-	-	15.0	F	0.0
Relegion	100	18	10	-	-	28	34	16	-	-	50	26	13.0	-	-	39.0	D	1.0
BD & Glob.Studies	100	44	8	-	-	52	37	16	-	-	53	40.5	12.0	-	-	52.5	B	3.0
Agriculture	100	35	8	-	-	43	23	15	-	-	38	29	11.5	-	-	40.5	C	2.0
ICT	50	17	7	-	-	24	13	17	-	-	30	15	12.0	-	-	27.0	B	3.0
General Science	100	23	13	-	-	36	23	17	-	-	40	23	15.0	-	-	38.0	D	1.0

Exam Name	Total Marks	Grade	GPA	Section Position	Result Status	Without 4th	Failed Subject	Working Days	Present	Absent
HALF YEARLY	293	F	0	-	Failed	0.0	5			
Annual Exam	316	F	0	-	Failed	0.0	2			
<b>GRAND FINAL</b>	<b>304.5</b>	<b>F</b>	<b>0</b>	-	<b>Failed</b>	<b>0.0</b>	<b>0</b>			

Comments



Moral & Behavior Evaluation					Co-Curricular Activities				
Excellent	Good	Average	Poor		Sports	Cultural Function	Scout/BNC	Math Olympiad	

Class Teacher

Headmaster

# OXFORD ACADEMY

SHIBALAYA, MANIKGANJ



## PROGRESS REPORT

Range	Grade	GPA
80-100	A+	5.0
70-79	A	4.0
60-69	A-	3.5
50-59	B	3.0
40-49	C	2.0
33-39	D	1.0
00-32	F	0.0

Name of Student : *Borsha Halder*  
 Student ID : 2020017  
 Roll No. : 7

Class : *SEVEN-Day-C*  
 Group : *N/A*  
 Year/Session : *2018*

Name of Subjects	Full Marks	HALF YEARLY				Total Marks	Annual Exam				Total Marks	GRAND FINAL				Total Marks	Letter Grade	Grade Point
		CR	MCQ	NA			CR	MCQ	NA			CR	MCQ	NA				
Bangla 1st	100	28	6	-	-	34	26	12	-	-	38	27	9.0	-	-	36.0	C	2.0
Bangla 2nd	50	17	6	-	-	23	17	8	-	-	25	17	7.0	-	-	24.0		
English 1st	100	24	-	-	-	24	33	-	-	-	33	28.5	-	-	-	28.5	F	0.0
English 2nd	50	13	-	-	-	13	20	-	-	-	20	16.5	-	-	-	16.5		
Mathematics	100	15	7	-	-	22	19	15	-	-	34	17	11.0	-	-	28.0	F	0.0
Relegion	100	41	18	-	-	59	47	24	-	-	71	44	21.0	-	-	65.0	A-	3.5
BD & Glob.Studies	100	52	10	-	-	62	46	14	-	-	60	49	12.0	-	-	61.0	A-	3.5
Agriculture	100	43	13	-	-	56	33	10	-	-	43	38	11.5	-	-	49.5	C	2.0
ICT	50	19	9	-	-	28	14	9	-	-	23	16.5	9.0	-	-	25.5	B	3.0
General Science	100	23	10	-	-	33	25	15	-	-	40	24	12.5	-	-	36.5	D	1.0

Exam Name	Total Marks	Grade	GPA	Section Position	Result Status	Without 4th	Failed Subject	Working Days	Present	Absent
HALF YEARLY	354	F	0	-	Failed	0.0	2			
Annual Exam	387	C	2.19	13	Passed	2.19	0			
<b>GRAND FINAL</b>	<b>370.5</b>	<b>D</b>	<b>1.1</b>	13	<b>Passed</b>	<b>1.1</b>	<b>0</b>			

Comments



Moral & Behavior Evaluation					Co-Curricular Activities				
Excellent	Good	Average	Poor		Sports	Cultural Function	Scout/BNC	Math Olympiad	

Class Teacher

Headmaster

# OXFORD ACADEMY

SHIBALAYA, MANIKGANJ



## PROGRESS REPORT

Range	Grade	GPA
80-100	A+	5.0
70-79	A	4.0
60-69	A-	3.5
50-59	B	3.0
40-49	C	2.0
33-39	D	1.0
00-32	F	0.0

Name of Student : *Oishi Sharma*  
 Student ID : 2020617  
 Roll No. : 8

Class : *SEVEN-Day-C*  
 Group : *N/A*  
 Year/Session : 2018

Name of Subjects	Full Marks	HALF YEARLY				Total Marks	Annual Exam				Total Marks	GRAND FINAL				Total Marks	Letter Grade	Grade Point
		CR	MCQ	NA			CR	MCQ	NA			CR	MCQ	NA				
Bangla 1st	100	34	11	-	-	45	24	16	-	-	40	29	13.5	-	-	42.5	C	2.0
Bangla 2nd	50	20	10	-	-	30	18	7	-	-	25	19	8.5	-	-	27.5		
English 1st	100	39	-	-	-	39	20	-	-	-	20	29.5	-	-	-	29.5	F	0.0
English 2nd	50	18	-	-	-	18	17	-	-	-	17	17.5	-	-	-	17.5		
Mathematics	100	15	13	-	-	28	31	16	-	-	47	23	14.5	-	-	37.5	D	1.0
Relegion	100	41	23	-	-	64	56	26	-	-	82	48.5	24.5	-	-	73.0	A	4.0
BD & Glob.Studies	100	47	15	-	-	62	46	16	-	-	62	46.5	15.5	-	-	62.0	A-	3.5
Agriculture	100	44	16	-	-	60	33	18	-	-	51	38.5	17.0	-	-	55.5	B	3.0
ICT	50	19	12	-	-	31	18	11	-	-	29	18.5	11.5	-	-	30.0	A-	3.5
General Science	100	23	11	-	-	34	25	13	-	-	38	24	12.0	-	-	36.0	D	1.0

Exam Name	Total Marks	Grade	GPA	Section Position	Result Status	Without 4th	Failed Subject	Working Days	Present	Absent
HALF YEARLY	411	F	0	-	Failed	0.0	1			
Annual Exam	411	F	0	-	Failed	0.0	1			
<b>GRAND FINAL</b>	<b>411</b>	<b>F</b>	<b>0</b>	-	<b>Failed</b>	<b>0.0</b>	<b>0</b>			

Comments



Moral & Behavior Evaluation					Co-Curricular Activities				
Excellent	Good	Average	Poor		Sports	Cultural Function	Scout/BNC	Math Olympiad	

Class Teacher

Headmaster



# OXFORD ACADEMY

SHIBALAYA, MANIKGANJ



## PROGRESS REPORT

Range	Grade	GPA
80-100	A+	5.0
70-79	A	4.0
60-69	A-	3.5
50-59	B	3.0
40-49	C	2.0
33-39	D	1.0
00-32	F	0.0

Name of Student : *Shorifa Akther*  
 Student ID : 2008417  
 Roll No. : 9

Class : *SEVEN-Day-C*  
 Group : *N/A*  
 Year/Session : *2018*

Name of Subjects	Full Marks	HALF YEARLY				Total Marks	Annual Exam				Total Marks	GRAND FINAL				Total Marks	Letter Grade	Grade Point
		CR	MCQ	NA			CR	MCQ	NA			CR	MCQ	NA				
Bangla 1st	100	32	11	-	-	43	36	13	-	-	49	34	12.0	-	-	46.0	C	2.0
Bangla 2nd	50	15	9	-	-	24	19	14	-	-	33	17	11.5	-	-	28.5		
English 1st	100	29	-	-	-	29	35	-	-	-	35	32	-	-	-	32.0	D	1.0
English 2nd	50	9	-	-	-	9	26	-	-	-	26	17.5	-	-	-	17.5		
Mathematics	100	25	8	-	-	33	37	14	-	-	51	31	11.0	-	-	42.0	C	2.0
Relegion	100	38	15	-	-	53	41	17	-	-	58	39.5	16.0	-	-	55.5	B	3.0
BD & Glob.Studies	100	48	11	-	-	59	50	20	-	-	70	49	15.5	-	-	64.5	A-	3.5
Agriculture	100	46	19	-	-	65	46	16	-	-	62	46	17.5	-	-	63.5	A-	3.5
ICT	50	9	11	-	-	20	16	14	-	-	30	12.5	12.5	-	-	25.0	B	3.0
General Science	100	15	10	-	-	25	27	16	-	-	43	21	13.0	-	-	34.0	D	1.0

Exam Name	Total Marks	Grade	GPA	Section Position	Result Status	Without 4th	Failed Subject	Working Days	Present	Absent
HALF YEARLY	360	F	0	-	Failed	0.0	2			
Annual Exam	457	B	3	6	Passed	3.0	0			
<b>GRAND FINAL</b>	<b>408.5</b>	<b>D</b>	<b>1.5</b>	<b>7</b>	<b>Passed</b>	<b>1.5</b>	<b>0</b>			

Comments



Moral & Behavior Evaluation					Co-Curricular Activities				
Excellent	Good	Average	Poor		Sports	Cultural Function	Scout/BNC	Math Olympiad	

Class Teacher

Headmaster

# OXFORD ACADEMY

SHIBALAYA, MANIKGANJ



## PROGRESS REPORT

Range	Grade	GPA
80-100	A+	5.0
70-79	A	4.0
60-69	A-	3.5
50-59	B	3.0
40-49	C	2.0
33-39	D	1.0
00-32	F	0.0

Name of Student : *Sumiya Akter*  
 Student ID : 2022417  
 Roll No. : 10

Class : *SEVEN-Day-C*  
 Group : *N/A*  
 Year/Session : 2018

Name of Subjects	Full Marks	HALF YEARLY				Total Marks	Annual Exam				Total Marks	GRAND FINAL				Total Marks	Letter Grade	Grade Point
		CR	MCQ	NA			CR	MCQ	NA			CR	MCQ	NA				
Bangla 1st	100	37	8	-	-	45	31	13	-	-	44	34	10.5	-	-	44.5	C	2.0
Bangla 2nd	50	15	10	-	-	25	16	15	-	-	31	15.5	12.5	-	-	28.0		
English 1st	100	42	-	-	-	42	20	-	-	-	20	31	-	-	-	31.0	D	1.0
English 2nd	50	25	-	-	-	25	23	-	-	-	23	24	-	-	-	24.0		
Mathematics	100	17	10	-	-	27	18	15	-	-	33	17.5	12.5	-	-	30.0	F	0.0
Relegion	100	40	14	-	-	54	43	18	-	-	61	41.5	16.0	-	-	57.5	B	3.0
BD & Glob.Studies	100	52	17	-	-	69	53	19	-	-	72	52.5	18.0	-	-	70.5	A	4.0
Agriculture	100	48	17	-	-	65	51	13	-	-	64	49.5	15.0	-	-	64.5	A-	3.5
ICT	50	15	14	-	-	29	17	16	-	-	33	16	15.0	-	-	31.0	A-	3.5
General Science	100	23	10	-	-	33	30	20	-	-	50	26.5	15.0	-	-	41.5	C	2.0

Exam Name	Total Marks	Grade	GPA	Section Position	Result Status	Without 4th	Failed Subject	Working Days	Present	Absent
HALF YEARLY	414	F	0	-	Failed	0.0	1			
Annual Exam	431	F	0	-	Failed	0.0	1			
<b>GRAND FINAL</b>	<b>422.5</b>	<b>F</b>	<b>0</b>	-	<b>Failed</b>	<b>0.0</b>	<b>0</b>			

Comments



Moral & Behavior Evaluation					Co-Curricular Activities				
Excellent	Good	Average	Poor		Sports	Cultural Function	Scout/BNC	Math Olympiad	

Class Teacher

Headmaster

# OXFORD ACADEMY

SHIBALAYA, MANIKGANJ



## PROGRESS REPORT

Range	Grade	GPA
80-100	A+	5.0
70-79	A	4.0
60-69	A-	3.5
50-59	B	3.0
40-49	C	2.0
33-39	D	1.0
00-32	F	0.0

Name of Student : *Nupur*  
 Student ID : *2011017*  
 Roll No. : *11*

Class : *SEVEN-Day-C*  
 Group : *N/A*  
 Year/Session : *2018*

Name of Subjects	Full Marks	HALF YEARLY				Total Marks	Annual Exam				Total Marks	GRAND FINAL				Total Marks	Letter Grade	Grade Point
		CR	MCQ	NA			CR	MCQ	NA			CR	MCQ	NA				
Bangla 1st	100	35	10	-	-	45	36	10	-	-	46	35.5	10.0	-	-	45.5	C	2.0
Bangla 2nd	50	16	11	-	-	27	17	12	-	-	29	16.5	11.5	-	-	28.0		
English 1st	100	23	-	-	-	23	23	-	-	-	23	23	-	-	-	23.0	F	0.0
English 2nd	50	17	-	-	-	17	21	-	-	-	21	19	-	-	-	19.0		
Mathematics	100	12	9	-	-	21	32	15	-	-	47	22	12.0	-	-	34.0	D	1.0
Relegion	100	49	18	-	-	67	45	22	-	-	67	47	20.0	-	-	67.0	A-	3.5
BD & Glob.Studies	100	54	15	-	-	69	54	20	-	-	74	54	17.5	-	-	71.5	A	4.0
Agriculture	100	41	19	-	-	60	51	16	-	-	67	46	17.5	-	-	63.5	A-	3.5
ICT	50	14	13	-	-	27	18	17	-	-	35	16	15.0	-	-	31.0	A-	3.5
General Science	100	23	10	-	-	33	28	16	-	-	44	25.5	13.0	-	-	38.5	D	1.0

Exam Name	Total Marks	Grade	GPA	Section Position	Result Status	Without 4th	Failed Subject	Working Days	Present	Absent
HALF YEARLY	389	F	0	-	Failed	0.0	2			
Annual Exam	453	F	0	-	Failed	0.0	1			
<b>GRAND FINAL</b>	<b>421</b>	<b>F</b>	<b>0</b>	-	<b>Failed</b>	<b>0.0</b>	<b>0</b>			

Comments



Moral & Behavior Evaluation					Co-Curricular Activities				
Excellent	Good	Average	Poor		Sports	Cultural Function	Scout/BNC	Math Olympiad	

Class Teacher

Headmaster

# OXFORD ACADEMY

SHIBALAYA, MANIKGANJ



## PROGRESS REPORT

Range	Grade	GPA
80-100	A+	5.0
70-79	A	4.0
60-69	A-	3.5
50-59	B	3.0
40-49	C	2.0
33-39	D	1.0
00-32	F	0.0

Name of Student : *Toma Sorker*  
 Student ID : *2009517*  
 Roll No. : *12*

Class : *SEVEN-Day-C*  
 Group : *N/A*  
 Year/Session : *2018*

Name of Subjects	Full Marks	HALF YEARLY				Total Marks	Annual Exam				Total Marks	GRAND FINAL				Total Marks	Letter Grade	Grade Point
		CR	MCQ	NA			CR	MCQ	NA			CR	MCQ	NA				
Bangla 1st	100	30	7	-	-	37	31	15	-	-	46	30.5	11.0	-	-	41.5	C	2.0
Bangla 2nd	50	16	8	-	-	24	19	14	-	-	33	17.5	11.0	-	-	28.5		
English 1st	100	33	-	-	-	33	26	-	-	-	26	29.5	-	-	-	29.5	D	1.0
English 2nd	50	29	-	-	-	29	31	-	-	-	31	30	-	-	-	30.0		
Mathematics	100	6	13	-	-	19	15	9	-	-	24	10.5	11.0	-	-	21.5	F	0.0
Relegion	100	44	19	-	-	63	44	6	-	-	50	44	12.5	-	-	56.5	B	3.0
BD & Glob.Studies	100	48	12	-	-	60	45	16	-	-	61	46.5	14.0	-	-	60.5	A-	3.5
Agriculture	100	34	11	-	-	45	46	17	-	-	63	40	14.0	-	-	54.0	B	3.0
ICT	50	18	15	-	-	33	15	15	-	-	30	16.5	15.0	-	-	31.5	A-	3.5
General Science	100	23	11	-	-	34	29	16	-	-	45	26	13.5	-	-	39.5	D	1.0

Exam Name	Total Marks	Grade	GPA	Section Position	Result Status	Without 4th	Failed Subject	Working Days	Present	Absent
HALF YEARLY	377	F	0	-	Failed	0.0	1			
Annual Exam	409	F	0	-	Failed	0.0	1			
<b>GRAND FINAL</b>	<b>393</b>	<b>F</b>	<b>0</b>	<b>-</b>	<b>Failed</b>	<b>0.0</b>	<b>0</b>			

Comments



Moral & Behavior Evaluation					Co-Curricular Activities				
Excellent	Good	Average	Poor		Sports	Cultural Function	Scout/BNC	Math Olympiad	

Class Teacher

Headmaster

# OXFORD ACADEMY

SHIBALAYA, MANIKGANJ



## PROGRESS REPORT

Range	Grade	GPA
80-100	A+	5.0
70-79	A	4.0
60-69	A-	3.5
50-59	B	3.0
40-49	C	2.0
33-39	D	1.0
00-32	F	0.0

Name of Student : *Sofiana Akter*  
 Student ID : 2023317  
 Roll No. : 13

Class : *SEVEN-Day-C*  
 Group : *N/A*  
 Year/Session : 2018

Name of Subjects	Full Marks	HALF YEARLY				Total Marks	Annual Exam				Total Marks	GRAND FINAL				Total Marks	Letter Grade	Grade Point
		CR	MCQ	NA			CR	MCQ	NA			CR	MCQ	NA				
Bangla 1st	100	23	10	-	-	33	-	-	-	-	-	11.5	5.0	-	-	16.5	F	0.0
Bangla 2nd	50	9	7	-	-	16	-	-	-	-	-	4.5	3.5	-	-	8.0		
English 1st	100	23	-	-	-	23	-	-	-	-	-	11.5	-	-	-	11.5	F	0.0
English 2nd	50	17	-	-	-	17	-	-	-	-	-	8.5	-	-	-	8.5		
Mathematics	100	8	10	-	-	18	-	-	-	-	-	4	5.0	-	-	9.0	F	0.0
Relegion	100	46	7	-	-	53	-	-	-	-	-	23	3.5	-	-	26.5	F	0.0
BD & Glob.Studies	100	48	9	-	-	57	-	-	-	-	-	24	4.5	-	-	28.5	F	0.0
Agriculture	100	44	14	-	-	58	-	-	-	-	-	22	7.0	-	-	29.0	F	0.0
ICT	50	18	10	-	-	28	-	-	-	-	-	9	5.0	-	-	14.0	F	0.0
General Science	100	23	13	-	-	36	-	-	-	-	-	11.5	6.5	-	-	18.0	F	0.0

Exam Name	Total Marks	Grade	GPA	Section Position	Result Status	Without 4th	Failed Subject	Working Days	Present	Absent
HALF YEARLY	339	F	0	-	Failed	0.0	4			
Annual Exam	0	F	0	-	Failed	0.0	8			
<b>GRAND FINAL</b>	<b>169.5</b>	<b>F</b>	<b>0</b>	-	<b>Failed</b>	<b>0.0</b>	<b>0</b>			

Comments



Moral & Behavior Evaluation					Co-Curricular Activities				
Excellent	Good	Average	Poor		Sports	Cultural Function	Scout/BNC	Math Olympiad	

Class Teacher

Headmaster

# OXFORD ACADEMY

SHIBALAYA, MANIKGANJ



## PROGRESS REPORT

Range	Grade	GPA
80-100	A+	5.0
70-79	A	4.0
60-69	A-	3.5
50-59	B	3.0
40-49	C	2.0
33-39	D	1.0
00-32	F	0.0

Name of Student : *Prity*  
 Student ID : *2008617*  
 Roll No. : *14*

Class : *SEVEN-Day-C*  
 Group : *N/A*  
 Year/Session : *2018*

Name of Subjects	Full Marks	HALF YEARLY				Total Marks	Annual Exam				Total Marks	GRAND FINAL				Total Marks	Letter Grade	Grade Point
		CR	MCQ	NA			CR	MCQ	NA			CR	MCQ	NA				
Bangla 1st	100	23	15	-	-	38	24	11	-	-	35	23.5	13.0	-	-	36.5	C	2.0
Bangla 2nd	50	15	17	-	-	32	18	8	-	-	26	16.5	12.5	-	-	29.0		
English 1st	100	35	-	-	-	35	38	-	-	-	38	36.5	-	-	-	36.5	D	1.0
English 2nd	50	22	-	-	-	22	22	-	-	-	22	22	-	-	-	22.0		
Mathematics	100	12	9	-	-	21	25	8	-	-	33	18.5	8.5	-	-	27.0	F	0.0
Relegion	100	34	22	-	-	56	39	26	-	-	65	36.5	24.0	-	-	60.5	A-	3.5
BD & Glob.Studies	100	32	12	-	-	44	36	13	-	-	49	34	12.5	-	-	46.5	C	2.0
Agriculture	100	29	11	-	-	40	29	12	-	-	41	29	11.5	-	-	40.5	C	2.0
ICT	50	15	13	-	-	28	13	9	-	-	22	14	11.0	-	-	25.0	B	3.0
General Science	100	23	13	-	-	36	26	14	-	-	40	24.5	13.5	-	-	38.0	D	1.0

Exam Name	Total Marks	Grade	GPA	Section Position	Result Status	Without 4th	Failed Subject	Working Days	Present	Absent
HALF YEARLY	352	F	0	-	Failed	0.0	1			
Annual Exam	371	C	2.06	14	Passed	2.06	0			
<b>GRAND FINAL</b>	<b>361.5</b>	<b>D</b>	<b>1.03</b>	14	<b>Passed</b>	<b>1.03</b>	<b>0</b>			

Comments



Moral & Behavior Evaluation					Co-Curricular Activities				
Excellent	Good	Average	Poor		Sports	Cultural Function	Scout/BNC	Math Olympiad	

Class Teacher

Headmaster

# OXFORD ACADEMY

SHIBALAYA, MANIKGANJ



## PROGRESS REPORT

Range	Grade	GPA
80-100	A+	5.0
70-79	A	4.0
60-69	A-	3.5
50-59	B	3.0
40-49	C	2.0
33-39	D	1.0
00-32	F	0.0

Name of Student : *Sompa*  
 Student ID : *2021417*  
 Roll No. : *15*

Class : *SEVEN-Day-C*  
 Group : *N/A*  
 Year/Session : *2018*

Name of Subjects	Full Marks	HALF YEARLY				Total Marks	Annual Exam				Total Marks	GRAND FINAL				Total Marks	Letter Grade	Grade Point
		CR	MCQ	NA			CR	MCQ	NA			CR	MCQ	NA				
Bangla 1st	100	30	10	-	-	40	41	8	-	-	49	35.5	9.0	-	-	44.5	C	2.0
Bangla 2nd	50	10	10	-	-	20	20	14	-	-	34	15	12.0	-	-	27.0		
English 1st	100	11	-	-	-	11	18	-	-	-	18	14.5	-	-	-	14.5	F	0.0
English 2nd	50	20	-	-	-	20	19	-	-	-	19	19.5	-	-	-	19.5		
Mathematics	100	4	11	-	-	15	11	14	-	-	25	7.5	12.5	-	-	20.0	F	0.0
Relegion	100	38	16	-	-	54	35	18	-	-	53	36.5	17.0	-	-	53.5	B	3.0
BD & Glob.Studies	100	46	10	-	-	56	41	14	-	-	55	43.5	12.0	-	-	55.5	B	3.0
Agriculture	100	42	15	-	-	57	30	13	-	-	43	36	14.0	-	-	50.0	B	3.0
ICT	50	17	13	-	-	30	14	9	-	-	23	15.5	11.0	-	-	26.5	B	3.0
General Science	100	24	10	-	-	34	26	17	-	-	43	25	13.5	-	-	38.5	D	1.0

Exam Name	Total Marks	Grade	GPA	Section Position	Result Status	Without 4th	Failed Subject	Working Days	Present	Absent
HALF YEARLY	337	F	0	-	Failed	0.0	2			
Annual Exam	362	F	0	-	Failed	0.0	2			
<b>GRAND FINAL</b>	<b>349.5</b>	<b>F</b>	<b>0</b>	-	<b>Failed</b>	<b>0.0</b>	<b>0</b>			

Comments



Moral & Behavior Evaluation					Co-Curricular Activities				
Excellent	Good	Average	Poor		Sports	Cultural Function	Scout/BNC	Math Olympiad	

Class Teacher

Headmaster

# OXFORD ACADEMY

SHIBALAYA, MANIKGANJ



## PROGRESS REPORT

Range	Grade	GPA
80-100	A+	5.0
70-79	A	4.0
60-69	A-	3.5
50-59	B	3.0
40-49	C	2.0
33-39	D	1.0
00-32	F	0.0

Name of Student : *Maria Talukder Moon*  
 Student ID : 2023417  
 Roll No. : 16

Class : *SEVEN-Day-C*  
 Group : *N/A*  
 Year/Session : *2018*

Name of Subjects	Full Marks	HALF YEARLY				Total Marks	Annual Exam				Total Marks	GRAND FINAL				Total Marks	Letter Grade	Grade Point
		CR	MCQ	NA			CR	MCQ	NA			CR	MCQ	NA				
Bangla 1st	100	12	10	-	-	22	24	14	-	-	38	18	12.0	-	-	30.0	C	2.0
Bangla 2nd	50	13	17	-	-	30	15	15	-	-	30	14	16.0	-	-	30.0		
English 1st	100	40	-	-	-	40	17	-	-	-	17	28.5	-	-	-	28.5	D	1.0
English 2nd	50	24	-	-	-	24	23	-	-	-	23	23.5	-	-	-	23.5		
Mathematics	100	15	11	-	-	26	12	16	-	-	28	13.5	13.5	-	-	27.0	F	0.0
Relegion	100	24	16	-	-	40	32	22	-	-	54	28	19.0	-	-	47.0	C	2.0
BD & Glob.Studies	100	24	14	-	-	38	40	18	-	-	58	32	16.0	-	-	48.0	C	2.0
Agriculture	100	35	23	-	-	58	29	15	-	-	44	32	19.0	-	-	51.0	B	3.0
ICT	50	12	13	-	-	25	14	17	-	-	31	13	15.0	-	-	28.0	B	3.0
General Science	100	18	11	-	-	29	27	17	-	-	44	22.5	14.0	-	-	36.5	D	1.0

Exam Name	Total Marks	Grade	GPA	Section Position	Result Status	Without 4th	Failed Subject	Working Days	Present	Absent
HALF YEARLY	332	F	0	-	Failed	0.0	2			
Annual Exam	367	F	0	-	Failed	0.0	2			
<b>GRAND FINAL</b>	<b>349.5</b>	<b>F</b>	<b>0</b>	-	<b>Failed</b>	<b>0.0</b>	<b>0</b>			

Comments



Moral & Behavior Evaluation					Co-Curricular Activities				
Excellent	Good	Average	Poor		Sports	Cultural Function	Scout/BNC	Math Olympiad	

Class Teacher

Headmaster



# OXFORD ACADEMY

SHIBALAYA, MANIKGANJ



## PROGRESS REPORT

Range	Grade	GPA
80-100	A+	5.0
70-79	A	4.0
60-69	A-	3.5
50-59	B	3.0
40-49	C	2.0
33-39	D	1.0
00-32	F	0.0

Name of Student : *Md Robiul Islam*  
 Student ID : 2093917  
 Roll No. : 17

Class : *SEVEN-Day-C*  
 Group : *N/A*  
 Year/Session : *2018*

Name of Subjects	Full Marks	HALF YEARLY				Total Marks	Annual Exam				Total Marks	GRAND FINAL				Total Marks	Letter Grade	Grade Point
		CR	MCQ	NA			CR	MCQ	NA			CR	MCQ	NA				
Bangla 1st	100	32	10	-	-	42	19	16	-	-	35	25.5	13.0	-	-	38.5	C	2.0
Bangla 2nd	50	15	13	-	-	28	21	8	-	-	29	18	10.5	-	-	28.5		
English 1st	100	47	-	-	-	47	23	-	-	-	23	35	-	-	-	35.0	D	1.0
English 2nd	50	24	-	-	-	24	20	-	-	-	20	22	-	-	-	22.0		
Mathematics	100	13	12	-	-	25	23	12	-	-	35	18	12.0	-	-	30.0	F	0.0
Relegion	100	39	21	-	-	60	33	17	-	-	50	36	19.0	-	-	55.0	B	3.0
BD & Glob.Studies	100	44	19	-	-	63	47	18	-	-	65	45.5	18.5	-	-	64.0	A-	3.5
Agriculture	100	34	17	-	-	51	46	10	-	-	56	40	13.5	-	-	53.5	B	3.0
ICT	50	16	12	-	-	28	15	18	-	-	33	15.5	15.0	-	-	30.5	A-	3.5
General Science	100	23	12	-	-	35	30	13	-	-	43	26.5	12.5	-	-	39.0	D	1.0

Exam Name	Total Marks	Grade	GPA	Section Position	Result Status	Without 4th	Failed Subject	Working Days	Present	Absent
HALF YEARLY	403	F	0	-	Failed	0.0	1			
Annual Exam	389	F	0	-	Failed	0.0	1			
<b>GRAND FINAL</b>	<b>396</b>	<b>F</b>	<b>0</b>	-	<b>Failed</b>	<b>0.0</b>	<b>0</b>			

Comments



Moral & Behavior Evaluation					Co-Curricular Activities				
Excellent	Good	Average	Poor		Sports	Cultural Function	Scout/BNC	Math Olympiad	

Class Teacher

Headmaster

# OXFORD ACADEMY

SHIBALAYA, MANIKGANJ



## PROGRESS REPORT

Range	Grade	GPA
80-100	A+	5.0
70-79	A	4.0
60-69	A-	3.5
50-59	B	3.0
40-49	C	2.0
33-39	D	1.0
00-32	F	0.0

Name of Student : *Suriya Sultana*  
 Student ID : 2009917  
 Roll No. : 18

Class : *SEVEN-Day-C*  
 Group : *N/A*  
 Year/Session : 2018

Name of Subjects	Full Marks	HALF YEARLY				Total Marks	Annual Exam				Total Marks	GRAND FINAL				Total Marks	Letter Grade	Grade Point
		CR	MCQ	NA			CR	MCQ	NA			CR	MCQ	NA				
Bangla 1st	100	28	17	-	-	45	32	10	-	-	42	30	13.5	-	-	43.5	B	3.0
Bangla 2nd	50	18	16	-	-	34	17	12	-	-	29	17.5	14.0	-	-	31.5		
English 1st	100	33	-	-	-	33	29	-	-	-	29	31	-	-	-	31.0	F	0.0
English 2nd	50	14	-	-	-	14	22	-	-	-	22	18	-	-	-	18.0		
Mathematics	100	10	9	-	-	19	36	15	-	-	51	23	12.0	-	-	35.0	D	1.0
Relegion	100	33	15	-	-	48	43	20	-	-	63	38	17.5	-	-	55.5	B	3.0
BD & Glob.Studies	100	52	19	-	-	71	50	16	-	-	66	51	17.5	-	-	68.5	A-	3.5
Agriculture	100	44	13	-	-	57	43	14	-	-	57	43.5	13.5	-	-	57.0	B	3.0
ICT	50	17	8	-	-	25	14	17	-	-	31	15.5	12.5	-	-	28.0	B	3.0
General Science	100	24	10	-	-	34	23	12	-	-	35	23.5	11.0	-	-	34.5	D	1.0

Exam Name	Total Marks	Grade	GPA	Section Position	Result Status	Without 4th	Failed Subject	Working Days	Present	Absent
HALF YEARLY	380	F	0	-	Failed	0.0	2			
Annual Exam	425	C	2.56	12	Passed	2.56	0			
<b>GRAND FINAL</b>	<b>402.5</b>	<b>D</b>	<b>1.28</b>	<b>8</b>	<b>Passed</b>	<b>1.28</b>	<b>0</b>			

Comments



Moral & Behavior Evaluation					Co-Curricular Activities				
Excellent	Good	Average	Poor		Sports	Cultural Function	Scout/BNC	Math Olympiad	

Class Teacher

Headmaster

# OXFORD ACADEMY

SHIBALAYA, MANIKGANJ



## PROGRESS REPORT

Range	Grade	GPA
80-100	A+	5.0
70-79	A	4.0
60-69	A-	3.5
50-59	B	3.0
40-49	C	2.0
33-39	D	1.0
00-32	F	0.0

Name of Student : *Sohely Akter Kobita*  
 Student ID : 2007717  
 Roll No. : 19

Class : *SEVEN-Day-C*  
 Group : *N/A*  
 Year/Session : *2018*

Name of Subjects	Full Marks	HALF YEARLY				Total Marks	Annual Exam				Total Marks	GRAND FINAL				Total Marks	Letter Grade	Grade Point
		CR	MCQ	NA			CR	MCQ	NA			CR	MCQ	NA				
Bangla 1st	100	23	11	-	-	34	16	8	-	-	24	19.5	9.5	-	-	29.0	D	1.0
Bangla 2nd	50	15	12	-	-	27	13	7	-	-	20	14	9.5	-	-	23.5		
English 1st	100	29	-	-	-	29	15	-	-	-	15	22	-	-	-	22.0	F	0.0
English 2nd	50	13	-	-	-	13	17	-	-	-	17	15	-	-	-	15.0		
Mathematics	100	6	8	-	-	14	5	11	-	-	16	5.5	9.5	-	-	15.0	F	0.0
Relegion	100	35	18	-	-	53	39	21	-	-	60	37	19.5	-	-	56.5	B	3.0
BD & Glob.Studies	100	41	13	-	-	54	34	11	-	-	45	37.5	12.0	-	-	49.5	C	2.0
Agriculture	100	31	13	-	-	44	25	9	-	-	34	28	11.0	-	-	39.0	D	1.0
ICT	50	19	10	-	-	29	16	11	-	-	27	17.5	10.5	-	-	28.0	B	3.0
General Science	100	23	14	-	-	37	21	18	-	-	39	22	16.0	-	-	38.0	D	1.0

Exam Name	Total Marks	Grade	GPA	Section Position	Result Status	Without 4th	Failed Subject	Working Days	Present	Absent
HALF YEARLY	334	F	0	-	Failed	0.0	2			
Annual Exam	297	F	0	-	Failed	0.0	3			
<b>GRAND FINAL</b>	<b>315.5</b>	<b>F</b>	<b>0</b>	-	<b>Failed</b>	<b>0.0</b>	<b>0</b>			

Comments



Moral & Behavior Evaluation					Co-Curricular Activities				
Excellent	Good	Average	Poor		Sports	Cultural Function	Scout/BNC	Math Olympiad	

Class Teacher

Headmaster

# OXFORD ACADEMY

SHIBALAYA, MANIKGANJ



## PROGRESS REPORT

Range	Grade	GPA
80-100	A+	5.0
70-79	A	4.0
60-69	A-	3.5
50-59	B	3.0
40-49	C	2.0
33-39	D	1.0
00-32	F	0.0

Name of Student : *Tanisha Shikder*  
 Student ID : 2022717  
 Roll No. : 20

Class : *SEVEN-Day-C*  
 Group : *N/A*  
 Year/Session : *2018*

Name of Subjects	Full Marks	HALF YEARLY				Total Marks	Annual Exam				Total Marks	GRAND FINAL				Total Marks	Letter Grade	Grade Point
		CR	MCQ	NA			CR	MCQ	NA			CR	MCQ	NA				
Bangla 1st	100	33	7	-	-	40	36	19	-	-	55	34.5	13.0	-	-	47.5	B	3.0
Bangla 2nd	50	19	8	-	-	27	20	8	-	-	28	19.5	8.0	-	-	27.5		
English 1st	100	27	-	-	-	27	22	-	-	-	22	24.5	-	-	-	24.5	F	0.0
English 2nd	50	17	-	-	-	17	11	-	-	-	11	14	-	-	-	14.0		
Mathematics	100	2	9	-	-	11	6	10	-	-	16	4	9.5	-	-	13.5	F	0.0
Relegion	100	48	19	-	-	67	45	23	-	-	68	46.5	21.0	-	-	67.5	A-	3.5
BD & Glob.Studies	100	48	11	-	-	59	56	19	-	-	75	52	15.0	-	-	67.0	A-	3.5
Agriculture	100	42	15	-	-	57	51	21	-	-	72	46.5	18.0	-	-	64.5	A-	3.5
ICT	50	15	9	-	-	24	20	14	-	-	34	17.5	11.5	-	-	29.0	B	3.0
General Science	100	25	10	-	-	35	36	18	-	-	54	30.5	14.0	-	-	44.5	C	2.0

Exam Name	Total Marks	Grade	GPA	Section Position	Result Status	Without 4th	Failed Subject	Working Days	Present	Absent
HALF YEARLY	364	F	0	-	Failed	0.0	2			
Annual Exam	435	F	0	-	Failed	0.0	2			
<b>GRAND FINAL</b>	<b>399.5</b>	<b>F</b>	<b>0</b>	-	<b>Failed</b>	<b>0.0</b>	<b>0</b>			

Comments



Moral & Behavior Evaluation					Co-Curricular Activities				
Excellent	Good	Average	Poor		Sports	Cultural Function	Scout/BNC	Math Olympiad	

Class Teacher

Headmaster

# OXFORD ACADEMY

SHIBALAYA, MANIKGANJ



## PROGRESS REPORT

Range	Grade	GPA
80-100	A+	5.0
70-79	A	4.0
60-69	A-	3.5
50-59	B	3.0
40-49	C	2.0
33-39	D	1.0
00-32	F	0.0

Name of Student : *Sunjeda Akter Payel*  
 Student ID : 2020217  
 Roll No. : 21

Class : *SEVEN-Day-C*  
 Group : *N/A*  
 Year/Session : *2018*

Name of Subjects	Full Marks	HALF YEARLY				Total Marks	Annual Exam				Total Marks	GRAND FINAL				Total Marks	Letter Grade	Grade Point
		CR	MCQ	NA			CR	MCQ	NA			CR	MCQ	NA				
Bangla 1st	100	18	15	-	-	33	20	8	-	-	28	19	11.5	-	-	30.5	D	1.0
Bangla 2nd	50	13	10	-	-	23	16	8	-	-	24	14.5	9.0	-	-	23.5		
English 1st	100	34	-	-	-	34	4	-	-	-	4	19	-	-	-	19.0	F	0.0
English 2nd	50	17	-	-	-	17	21	-	-	-	21	19	-	-	-	19.0		
Mathematics	100	4	7	-	-	11	3	7	-	-	10	3.5	7.0	-	-	10.5	F	0.0
Relegion	100	33	12	-	-	45	40	16	-	-	56	36.5	14.0	-	-	50.5	B	3.0
BD & Glob.Studies	100	31	12	-	-	43	54	6	-	-	60	42.5	9.0	-	-	51.5	B	3.0
Agriculture	100	29	11	-	-	40	40	7	-	-	47	34.5	9.0	-	-	43.5	C	2.0
ICT	50	17	14	-	-	31	13	5	-	-	18	15	9.5	-	-	24.5	C	2.0
General Science	100	23	15	-	-	38	26	11	-	-	37	24.5	13.0	-	-	37.5	D	1.0

Exam Name	Total Marks	Grade	GPA	Section Position	Result Status	Without 4th	Failed Subject	Working Days	Present	Absent
HALF YEARLY	315	F	0	-	Failed	0.0	1			
Annual Exam	305	F	0	-	Failed	0.0	2			
<b>GRAND FINAL</b>	<b>310</b>	<b>F</b>	<b>0</b>	-	<b>Failed</b>	<b>0.0</b>	<b>0</b>			

Comments



Moral & Behavior Evaluation					Co-Curricular Activities				
Excellent	Good	Average	Poor		Sports	Cultural Function	Scout/BNC	Math Olympiad	

Class Teacher

Headmaster

# OXFORD ACADEMY

SHIBALAYA, MANIKGANJ



## PROGRESS REPORT

Range	Grade	GPA
80-100	A+	5.0
70-79	A	4.0
60-69	A-	3.5
50-59	B	3.0
40-49	C	2.0
33-39	D	1.0
00-32	F	0.0

Name of Student : *Riya Akter Maya*  
 Student ID : 2021317  
 Roll No. : 22

Class : *SEVEN-Day-C*  
 Group : *N/A*  
 Year/Session : 2018

Name of Subjects	Full Marks	HALF YEARLY				Total Marks	Annual Exam				Total Marks	GRAND FINAL				Total Marks	Letter Grade	Grade Point
		CR	MCQ	NA			CR	MCQ	NA			CR	MCQ	NA				
Bangla 1st	100	27	10	-	-	37	36	12	-	-	48	31.5	11.0	-	-	42.5	C	2.0
Bangla 2nd	50	18	8	-	-	26	18	9	-	-	27	18	8.5	-	-	26.5		
English 1st	100	26	-	-	-	26	17	-	-	-	17	21.5	-	-	-	21.5	F	0.0
English 2nd	50	25	-	-	-	25	19	-	-	-	19	22	-	-	-	22.0		
Mathematics	100	11	8	-	-	19	12	9	-	-	21	11.5	8.5	-	-	20.0	F	0.0
Relegion	100	48	16	-	-	64	48	16	-	-	64	48	16.0	-	-	64.0	A-	3.5
BD & Glob.Studies	100	35	14	-	-	49	51	17	-	-	68	43	15.5	-	-	58.5	B	3.0
Agriculture	100	45	14	-	-	59	41	7	-	-	48	43	10.5	-	-	53.5	B	3.0
ICT	50	18	10	-	-	28	19	13	-	-	32	18.5	11.5	-	-	30.0	A-	3.5
General Science	100	23	11	-	-	34	33	16	-	-	49	28	13.5	-	-	41.5	C	2.0

Exam Name	Total Marks	Grade	GPA	Section Position	Result Status	Without 4th	Failed Subject	Working Days	Present	Absent
HALF YEARLY	367	F	0	-	Failed	0.0	1			
Annual Exam	393	F	0	-	Failed	0.0	2			
<b>GRAND FINAL</b>	<b>380</b>	<b>F</b>	<b>0</b>	-	<b>Failed</b>	<b>0.0</b>	<b>0</b>			

Comments



Moral & Behavior Evaluation					Co-Curricular Activities				
Excellent	Good	Average	Poor		Sports	Cultural Function	Scout/BNC	Math Olympiad	

Class Teacher

Headmaster

# OXFORD ACADEMY

SHIBALAYA, MANIKGANJ



## PROGRESS REPORT

Range	Grade	GPA
80-100	A+	5.0
70-79	A	4.0
60-69	A-	3.5
50-59	B	3.0
40-49	C	2.0
33-39	D	1.0
00-32	F	0.0

Name of Student : *Samia* Class : *SEVEN-Day-C*  
 Student ID : *2007817* Group : *N/A*  
 Roll No. : *23* Year/Session : *2018*

Name of Subjects	Full Marks	HALF YEARLY				Total Marks	Annual Exam				Total Marks	GRAND FINAL				Total Marks	Letter Grade	Grade Point
		CR	MCQ	NA			CR	MCQ	NA			CR	MCQ	NA				
Bangla 1st	100	33	13	-	-	46	41	18	-	-	59	37	15.5	-	-	52.5	B	3.0
Bangla 2nd	50	25	11	-	-	36	20	7	-	-	27	22.5	9.0	-	-	31.5		
English 1st	100	20	-	-	-	20	13	-	-	-	13	16.5	-	-	-	16.5	F	0.0
English 2nd	50	7	-	-	-	7	13	-	-	-	13	10	-	-	-	10.0		
Mathematics	100	5	6	-	-	11	10	10	-	-	20	7.5	8.0	-	-	15.5	F	0.0
Relegion	100	36	19	-	-	55	46	21	-	-	67	41	20.0	-	-	61.0	A-	3.5
BD & Glob.Studies	100	48	16	-	-	64	45	16	-	-	61	46.5	16.0	-	-	62.5	A-	3.5
Agriculture	100	42	14	-	-	56	47	9	-	-	56	44.5	11.5	-	-	56.0	B	3.0
ICT	50	16	12	-	-	28	3	10	-	-	13	9.5	11.0	-	-	20.5	C	2.0
General Science	100	26	10	-	-	36	38	11	-	-	49	32	10.5	-	-	42.5	C	2.0

Exam Name	Total Marks	Grade	GPA	Section Position	Result Status	Without 4th	Failed Subject	Working Days	Present	Absent
HALF YEARLY	359	F	0	-	Failed	0.0	2			
Annual Exam	378	F	0	-	Failed	0.0	3			
<b>GRAND FINAL</b>	<b>368.5</b>	<b>F</b>	<b>0</b>	-	<b>Failed</b>	<b>0.0</b>	<b>0</b>			

Comments



Moral & Behavior Evaluation					Co-Curricular Activities				
Excellent	Good	Average	Poor		Sports	Cultural Function	Scout/BNC	Math Olympiad	

Class Teacher

Headmaster

# OXFORD ACADEMY

SHIBALAYA, MANIKGANJ



## PROGRESS REPORT

Range	Grade	GPA
80-100	A+	5.0
70-79	A	4.0
60-69	A-	3.5
50-59	B	3.0
40-49	C	2.0
33-39	D	1.0
00-32	F	0.0

Name of Student : *Sharmin Shila*  
 Student ID : 2009317  
 Roll No. : 24

Class : *SEVEN-Day-C*  
 Group : *N/A*  
 Year/Session : 2018

Name of Subjects	Full Marks	HALF YEARLY				Total Marks	Annual Exam				Total Marks	GRAND FINAL				Total Marks	Letter Grade	Grade Point
		CR	MCQ	NA			CR	MCQ	NA			CR	MCQ	NA				
Bangla 1st	100	31	8	-	-	39	34	9	-	-	43	32.5	8.5	-	-	41.0	C	2.0
Bangla 2nd	50	16	12	-	-	28	16	7	-	-	23	16	9.5	-	-	25.5		
English 1st	100	34	-	-	-	34	23	-	-	-	23	28.5	-	-	-	28.5	F	0.0
English 2nd	50	20	-	-	-	20	19	-	-	-	19	19.5	-	-	-	19.5		
Mathematics	100	8	13	-	-	21	19	14	-	-	33	13.5	13.5	-	-	27.0	F	0.0
Relegion	100	40	13	-	-	53	43	14	-	-	57	41.5	13.5	-	-	55.0	B	3.0
BD & Glob.Studies	100	35	9	-	-	44	50	13	-	-	63	42.5	11.0	-	-	53.5	B	3.0
Agriculture	100	45	12	-	-	57	-	-	-	-	-	22.5	6.0	-	-	28.5	F	0.0
ICT	50	19	11	-	-	30	15	15	-	-	30	17	13.0	-	-	30.0	A-	3.5
General Science	100	18	11	-	-	29	25	11	-	-	36	21.5	11.0	-	-	32.5	F	0.0

Exam Name	Total Marks	Grade	GPA	Section Position	Result Status	Without 4th	Failed Subject	Working Days	Present	Absent
HALF YEARLY	355	F	0	-	Failed	0.0	3			
Annual Exam	327	F	0	-	Failed	0.0	2			
<b>GRAND FINAL</b>	<b>341</b>	<b>F</b>	<b>0</b>	-	<b>Failed</b>	<b>0.0</b>	<b>0</b>			

Comments



Moral & Behavior Evaluation					Co-Curricular Activities				
Excellent	Good	Average	Poor		Sports	Cultural Function	Scout/BNC	Math Olympiad	

Class Teacher

Headmaster



# OXFORD ACADEMY

SHIBALAYA, MANIKGANJ



## PROGRESS REPORT

Range	Grade	GPA
80-100	A+	5.0
70-79	A	4.0
60-69	A-	3.5
50-59	B	3.0
40-49	C	2.0
33-39	D	1.0
00-32	F	0.0

Name of Student : *Priya Mony*  
 Student ID : 2021717  
 Roll No. : 25

Class : *SEVEN-Day-C*  
 Group : *N/A*  
 Year/Session : 2018

Name of Subjects	Full Marks	HALF YEARLY				Total Marks	Annual Exam				Total Marks	GRAND FINAL				Total Marks	Letter Grade	Grade Point
		CR	MCQ	NA			CR	MCQ	NA			CR	MCQ	NA				
Bangla 1st	100	17	12	-	-	29	19	15	-	-	34	18	13.5	-	-	31.5	D	1.0
Bangla 2nd	50	13	13	-	-	26	14	7	-	-	21	13.5	10.0	-	-	23.5		
English 1st	100	36	-	-	-	36	23	-	-	-	23	29.5	-	-	-	29.5	D	1.0
English 2nd	50	24	-	-	-	24	24	-	-	-	24	24	-	-	-	24.0		
Mathematics	100	8	13	-	-	21	10	11	-	-	21	9	12.0	-	-	21.0	F	0.0
Relegion	100	35	15	-	-	50	29	15	-	-	44	32	15.0	-	-	47.0	C	2.0
BD & Glob.Studies	100	38	8	-	-	46	47	13	-	-	60	42.5	10.5	-	-	53.0	B	3.0
Agriculture	100	37	14	-	-	51	41	15	-	-	56	39	14.5	-	-	53.5	B	3.0
ICT	50	19	11	-	-	30	13	15	-	-	28	16	13.0	-	-	29.0	B	3.0
General Science	100	14	14	-	-	28	23	10	-	-	33	18.5	12.0	-	-	30.5	F	0.0

Exam Name	Total Marks	Grade	GPA	Section Position	Result Status	Without 4th	Failed Subject	Working Days	Present	Absent
HALF YEARLY	341	F	0	-	Failed	0.0	3			
Annual Exam	344	F	0	-	Failed	0.0	2			
<b>GRAND FINAL</b>	<b>342.5</b>	<b>F</b>	<b>0</b>	-	<b>Failed</b>	<b>0.0</b>	<b>0</b>			

Comments



Moral & Behavior Evaluation					Co-Curricular Activities				
Excellent	Good	Average	Poor		Sports	Cultural Function	Scout/BNC	Math Olympiad	

Class Teacher

Headmaster

# OXFORD ACADEMY

SHIBALAYA, MANIKGANJ



## PROGRESS REPORT

Range	Grade	GPA
80-100	A+	5.0
70-79	A	4.0
60-69	A-	3.5
50-59	B	3.0
40-49	C	2.0
33-39	D	1.0
00-32	F	0.0

Name of Student : *Oishy*  
 Student ID : *2017117*  
 Roll No. : *26*

Class : *SEVEN-Day-C*  
 Group : *N/A*  
 Year/Session : *2018*

Name of Subjects	Full Marks	HALF YEARLY				Total Marks	Annual Exam				Total Marks	GRAND FINAL				Total Marks	Letter Grade	Grade Point
		CR	MCQ	NA			CR	MCQ	NA			CR	MCQ	NA				
Bangla 1st	100	23	13	-	-	36	20	17	-	-	37	21.5	15.0	-	-	36.5	D	1.0
Bangla 2nd	50	16	10	-	-	26	13	7	-	-	20	14.5	8.5	-	-	23.0		
English 1st	100	21	-	-	-	21	23	-	-	-	23	22	-	-	-	22.0	F	0.0
English 2nd	50	17	-	-	-	17	21	-	-	-	21	19	-	-	-	19.0		
Mathematics	100	5	9	-	-	14	36	14	-	-	50	20.5	11.5	-	-	32.0	F	0.0
Relegion	100	30	14	-	-	44	33	22	-	-	55	31.5	18.0	-	-	49.5	C	2.0
BD & Glob.Studies	100	33	11	-	-	44	45	13	-	-	58	39	12.0	-	-	51.0	B	3.0
Agriculture	100	40	18	-	-	58	35	9	-	-	44	37.5	13.5	-	-	51.0	B	3.0
ICT	50	17	13	-	-	30	17	10	-	-	27	17	11.5	-	-	28.5	B	3.0
General Science	100	13	11	-	-	24	23	14	-	-	37	18	12.5	-	-	30.5	F	0.0

Exam Name	Total Marks	Grade	GPA	Section Position	Result Status	Without 4th	Failed Subject	Working Days	Present	Absent
HALF YEARLY	314	F	0	-	Failed	0.0	3			
Annual Exam	372	F	0	-	Failed	0.0	1			
<b>GRAND FINAL</b>	<b>343</b>	<b>F</b>	<b>0</b>	-	<b>Failed</b>	<b>0.0</b>	<b>0</b>			

Comments



Moral & Behavior Evaluation					Co-Curricular Activities				
Excellent	Good	Average	Poor		Sports	Cultural Function	Scout/BNC	Math Olympiad	

Class Teacher

Headmaster

# OXFORD ACADEMY

SHIBALAYA, MANIKGANJ



## PROGRESS REPORT

Range	Grade	GPA
80-100	A+	5.0
70-79	A	4.0
60-69	A-	3.5
50-59	B	3.0
40-49	C	2.0
33-39	D	1.0
00-32	F	0.0

Name of Student : *Prity Islam*  
 Student ID : 2022917  
 Roll No. : 27

Class : *SEVEN-Day-C*  
 Group : *N/A*  
 Year/Session : *2018*

Name of Subjects	Full Marks	HALF YEARLY				Total Marks	Annual Exam				Total Marks	GRAND FINAL				Total Marks	Letter Grade	Grade Point
		CR	MCQ	NA			CR	MCQ	NA			CR	MCQ	NA				
Bangla 1st	100	26	8	-	-	34	34	17	-	-	51	30	12.5	-	-	42.5	C	2.0
Bangla 2nd	50	20	11	-	-	31	16	8	-	-	24	18	9.5	-	-	27.5		
English 1st	100	23	-	-	-	23	27	-	-	-	27	25	-	-	-	25.0	F	0.0
English 2nd	50	17	-	-	-	17	17	-	-	-	17	17	-	-	-	17.0		
Mathematics	100	-	5	-	-	5	8	10	-	-	18	4	7.5	-	-	11.5	F	0.0
Relegion	100	24	13	-	-	37	44	19	-	-	63	34	16.0	-	-	50.0	B	3.0
BD & Glob.Studies	100	47	6	-	-	53	56	15	-	-	71	51.5	10.5	-	-	62.0	A-	3.5
Agriculture	100	37	15	-	-	52	49	10	-	-	59	43	12.5	-	-	55.5	B	3.0
ICT	50	14	12	-	-	26	14	11	-	-	25	14	11.5	-	-	25.5	B	3.0
General Science	100	23	10	-	-	33	34	18	-	-	52	28.5	14.0	-	-	42.5	C	2.0

Exam Name	Total Marks	Grade	GPA	Section Position	Result Status	Without 4th	Failed Subject	Working Days	Present	Absent
HALF YEARLY	311	F	0	-	Failed	0.0	3			
Annual Exam	407	F	0	-	Failed	0.0	2			
<b>GRAND FINAL</b>	<b>359</b>	<b>F</b>	<b>0</b>	-	<b>Failed</b>	<b>0.0</b>	<b>0</b>			

Comments



Moral & Behavior Evaluation					Co-Curricular Activities				
Excellent	Good	Average	Poor		Sports	Cultural Function	Scout/BNC	Math Olympiad	

Class Teacher

Headmaster

# OXFORD ACADEMY

SHIBALAYA, MANIKGANJ



## PROGRESS REPORT

Range	Grade	GPA
80-100	A+	5.0
70-79	A	4.0
60-69	A-	3.5
50-59	B	3.0
40-49	C	2.0
33-39	D	1.0
00-32	F	0.0

Name of Student : *Priya Akter*  
 Student ID : 2014317  
 Roll No. : 28

Class : *SEVEN-Day-C*  
 Group : *N/A*  
 Year/Session : 2018

Name of Subjects	Full Marks	HALF YEARLY				Total Marks	Annual Exam				Total Marks	GRAND FINAL				Total Marks	Letter Grade	Grade Point
		CR	MCQ	NA			CR	MCQ	NA			CR	MCQ	NA				
Bangla 1st	100	23	12	-	-	35	34	15	-	-	49	28.5	13.5	-	-	42.0	C	2.0
Bangla 2nd	50	18	10	-	-	28	19	7	-	-	26	18.5	8.5	-	-	27.0		
English 1st	100	23	-	-	-	23	4	-	-	-	4	13.5	-	-	-	13.5	F	0.0
English 2nd	50	17	-	-	-	17	17	-	-	-	17	17	-	-	-	17.0		
Mathematics	100	4	14	-	-	18	5	10	-	-	15	4.5	12.0	-	-	16.5	F	0.0
Relegion	100	27	12	-	-	39	41	15	-	-	56	34	13.5	-	-	47.5	C	2.0
BD & Glob.Studies	100	34	10	-	-	44	46	14	-	-	60	40	12.0	-	-	52.0	B	3.0
Agriculture	100	41	7	-	-	48	37	17	-	-	54	39	12.0	-	-	51.0	B	3.0
ICT	50	18	11	-	-	29	14	9	-	-	23	16	10.0	-	-	26.0	B	3.0
General Science	100	14	7	-	-	21	17	11	-	-	28	15.5	9.0	-	-	24.5	F	0.0

Exam Name	Total Marks	Grade	GPA	Section Position	Result Status	Without 4th	Failed Subject	Working Days	Present	Absent
HALF YEARLY	302	F	0	-	Failed	0.0	3			
Annual Exam	332	F	0	-	Failed	0.0	3			
<b>GRAND FINAL</b>	<b>317</b>	<b>F</b>	<b>0</b>	-	<b>Failed</b>	<b>0.0</b>	<b>0</b>			

Comments



Moral & Behavior Evaluation					Co-Curricular Activities				
Excellent	Good	Average	Poor		Sports	Cultural Function	Scout/BNC	Math Olympiad	

Class Teacher

Headmaster

# OXFORD ACADEMY

SHIBALAYA, MANIKGANJ



## PROGRESS REPORT

Range	Grade	GPA
80-100	A+	5.0
70-79	A	4.0
60-69	A-	3.5
50-59	B	3.0
40-49	C	2.0
33-39	D	1.0
00-32	F	0.0

Name of Student : *sornali Halder*  
 Student ID : 2021817  
 Roll No. : 29

Class : *SEVEN-Day-C*  
 Group : *N/A*  
 Year/Session : 2018

Name of Subjects	Full Marks	HALF YEARLY				Total Marks	Annual Exam				Total Marks	GRAND FINAL				Total Marks	Letter Grade	Grade Point
		CR	MCQ	NA			CR	MCQ	NA			CR	MCQ	NA				
Bangla 1st	100	23	10	-	-	33	-	-	-	-	-	11.5	5.0	-	-	16.5	F	0.0
Bangla 2nd	50	14	10	-	-	24	-	-	-	-	-	7	5.0	-	-	12.0		
English 1st	100	23	-	-	-	23	-	-	-	-	-	11.5	-	-	-	11.5	F	0.0
English 2nd	50	13	-	-	-	13	-	-	-	-	-	6.5	-	-	-	6.5		
Mathematics	100	3	6	-	-	9	-	-	-	-	-	1.5	3.0	-	-	4.5	F	0.0
Relegion	100	38	10	-	-	48	-	-	-	-	-	19	5.0	-	-	24.0	F	0.0
BD & Glob.Studies	100	40	8	-	-	48	-	-	-	-	-	20	4.0	-	-	24.0	F	0.0
Agriculture	100	43	7	-	-	50	-	-	-	-	-	21.5	3.5	-	-	25.0	F	0.0
ICT	50	14	6	-	-	20	-	-	-	-	-	7	3.0	-	-	10.0	F	0.0
General Science	100	23	13	-	-	36	-	-	-	-	-	11.5	6.5	-	-	18.0	F	0.0

Exam Name	Total Marks	Grade	GPA	Section Position	Result Status	Without 4th	Failed Subject	Working Days	Present	Absent
HALF YEARLY	304	F	0	-	Failed	0.0	4			
Annual Exam	0	F	0	-	Failed	0.0	8			
<b>GRAND FINAL</b>	<b>152</b>	<b>F</b>	<b>0</b>	-	<b>Failed</b>	<b>0.0</b>	<b>0</b>			

Comments



Moral & Behavior Evaluation					Co-Curricular Activities				
Excellent	Good	Average	Poor		Sports	Cultural Function	Scout/BNC	Math Olympiad	

Class Teacher

Headmaster

# OXFORD ACADEMY

SHIBALAYA, MANIKGANJ



## PROGRESS REPORT

Range	Grade	GPA
80-100	A+	5.0
70-79	A	4.0
60-69	A-	3.5
50-59	B	3.0
40-49	C	2.0
33-39	D	1.0
00-32	F	0.0

Name of Student : *Saima Akter*  
 Student ID : *2007117*  
 Roll No. : *30*

Class : *SEVEN-Day-C*  
 Group : *N/A*  
 Year/Session : *2018*

Name of Subjects	Full Marks	HALF YEARLY				Total Marks	Annual Exam				Total Marks	GRAND FINAL				Total Marks	Letter Grade	Grade Point
		CR	MCQ	NA			CR	MCQ	NA			CR	MCQ	NA				
Bangla 1st	100	23	14	-	-	37	35	11	-	-	46	29	12.5	-	-	41.5	C	2.0
Bangla 2nd	50	16	8	-	-	24	16	7	-	-	23	16	7.5	-	-	23.5		
English 1st	100	15	-	-	-	15	20	-	-	-	20	17.5	-	-	-	17.5	F	0.0
English 2nd	50	10	-	-	-	10	23	-	-	-	23	16.5	-	-	-	16.5		
Mathematics	100	12	13	-	-	25	13	13	-	-	26	12.5	13.0	-	-	25.5	F	0.0
Relegion	100	38	13	-	-	51	40	19	-	-	59	39	16.0	-	-	55.0	B	3.0
BD & Glob.Studies	100	50	9	-	-	59	56	13	-	-	69	53	11.0	-	-	64.0	A-	3.5
Agriculture	100	42	7	-	-	49	48	8	-	-	56	45	7.5	-	-	52.5	B	3.0
ICT	50	18	9	-	-	27	18	6	-	-	24	18	7.5	-	-	25.5	B	3.0
General Science	100	23	10	-	-	33	30	14	-	-	44	26.5	12.0	-	-	38.5	D	1.0

Exam Name	Total Marks	Grade	GPA	Section Position	Result Status	Without 4th	Failed Subject	Working Days	Present	Absent
HALF YEARLY	330	F	0	-	Failed	0.0	3			
Annual Exam	390	F	0	-	Failed	0.0	2			
<b>GRAND FINAL</b>	<b>360</b>	<b>F</b>	<b>0</b>	-	<b>Failed</b>	<b>0.0</b>	<b>0</b>			

Comments



Moral & Behavior Evaluation					Co-Curricular Activities				
Excellent	Good	Average	Poor		Sports	Cultural Function	Scout/BNC	Math Olympiad	

Class Teacher

Headmaster

# OXFORD ACADEMY

SHIBALAYA, MANIKGANJ



## PROGRESS REPORT

Range	Grade	GPA
80-100	A+	5.0
70-79	A	4.0
60-69	A-	3.5
50-59	B	3.0
40-49	C	2.0
33-39	D	1.0
00-32	F	0.0

Name of Student : *Sathi Akter*  
 Student ID : 2010317  
 Roll No. : 31

Class : *SEVEN-Day-C*  
 Group : *N/A*  
 Year/Session : 2018

Name of Subjects	Full Marks	HALF YEARLY				Total Marks	Annual Exam				Total Marks	GRAND FINAL				Total Marks	Letter Grade	Grade Point
		CR	MCQ	NA			CR	MCQ	NA			CR	MCQ	NA				
Bangla 1st	100	26	11	-	-	37	35	11	-	-	46	30.5	11.0	-	-	41.5	C	2.0
Bangla 2nd	50	12	10	-	-	22	14	7	-	-	21	13	8.5	-	-	21.5		
English 1st	100	33	-	-	-	33	5	-	-	-	5	19	-	-	-	19.0	F	0.0
English 2nd	50	22	-	-	-	22	22	-	-	-	22	22	-	-	-	22.0		
Mathematics	100	4	7	-	-	11	6	6	-	-	12	5	6.5	-	-	11.5	F	0.0
Relegion	100	38	12	-	-	50	42	12	-	-	54	40	12.0	-	-	52.0	B	3.0
BD & Glob.Studies	100	42	10	-	-	52	56	13	-	-	69	49	11.5	-	-	60.5	A-	3.5
Agriculture	100	44	11	-	-	55	53	12	-	-	65	48.5	11.5	-	-	60.0	A-	3.5
ICT	50	16	6	-	-	22	19	9	-	-	28	17.5	7.5	-	-	25.0	B	3.0
General Science	100	15	10	-	-	25	33	10	-	-	43	24	10.0	-	-	34.0	D	1.0

Exam Name	Total Marks	Grade	GPA	Section Position	Result Status	Without 4th	Failed Subject	Working Days	Present	Absent
HALF YEARLY	329	F	0	-	Failed	0.0	3			
Annual Exam	365	F	0	-	Failed	0.0	2			
<b>GRAND FINAL</b>	<b>347</b>	<b>F</b>	<b>0</b>	-	<b>Failed</b>	<b>0.0</b>	<b>0</b>			

Comments



Moral & Behavior Evaluation					Co-Curricular Activities				
Excellent	Good	Average	Poor		Sports	Cultural Function	Scout/BNC	Math Olympiad	

Class Teacher

Headmaster

# OXFORD ACADEMY

SHIBALAYA, MANIKGANJ



## PROGRESS REPORT

Range	Grade	GPA
80-100	A+	5.0
70-79	A	4.0
60-69	A-	3.5
50-59	B	3.0
40-49	C	2.0
33-39	D	1.0
00-32	F	0.0


Name of Student : *Lameya Akter*  
 Student ID : 2007317  
 Roll No. : 32

Class : *SEVEN-Day-C*  
 Group : *N/A*  
 Year/Session : 2018

Name of Subjects	Full Marks	HALF YEARLY				Total Marks	Annual Exam				Total Marks	GRAND FINAL				Total Marks	Letter Grade	Grade Point
		CR	MCQ	NA			CR	MCQ	NA			CR	MCQ	NA				
Bangla 1st	100	25	11	-	-	36	37	15	-	-	52	31	13.0	-	-	44.0	C	2.0
Bangla 2nd	50	12	13	-	-	25	14	7	-	-	21	13	10.0	-	-	23.0		
English 1st	100	39	-	-	-	39	26	-	-	-	26	32.5	-	-	-	32.5	D	1.0
English 2nd	50	21	-	-	-	21	17	-	-	-	17	19	-	-	-	19.0		
Mathematics	100	6	6	-	-	12	11	16	-	-	27	8.5	11.0	-	-	19.5	F	0.0
Relegion	100	29	14	-	-	43	33	17	-	-	50	31	15.5	-	-	46.5	C	2.0
BD & Glob.Studies	100	41	11	-	-	52	55	11	-	-	66	48	11.0	-	-	59.0	B	3.0
Agriculture	100	41	13	-	-	54	40	8	-	-	48	40.5	10.5	-	-	51.0	B	3.0
ICT	50	14	10	-	-	24	16	11	-	-	27	15	10.5	-	-	25.5	B	3.0
General Science	100	23	10	-	-	33	32	11	-	-	43	27.5	10.5	-	-	38.0	D	1.0

Exam Name	Total Marks	Grade	GPA	Section Position	Result Status	Without 4th	Failed Subject	Working Days	Present	Absent
HALF YEARLY	339	F	0	-	Failed	0.0	1			
Annual Exam	377	F	0	-	Failed	0.0	2			
<b>GRAND FINAL</b>	<b>358</b>	<b>F</b>	<b>0</b>	-	<b>Failed</b>	<b>0.0</b>	<b>0</b>			

Comments



Moral & Behavior Evaluation					Co-Curricular Activities				
Excellent	Good	Average	Poor		Sports	Cultural Function	Scout/BNC	Math Olympiad	

Class Teacher

Headmaster



# OXFORD ACADEMY

SHIBALAYA, MANIKGANJ



## PROGRESS REPORT

Range	Grade	GPA
80-100	A+	5.0
70-79	A	4.0
60-69	A-	3.5
50-59	B	3.0
40-49	C	2.0
33-39	D	1.0
00-32	F	0.0

Name of Student : *Keya Akther*  
 Student ID : 2094617  
 Roll No. : 33

Class : *SEVEN-Day-C*  
 Group : *N/A*  
 Year/Session : *2018*

Name of Subjects	Full Marks	HALF YEARLY				Total Marks	Annual Exam				Total Marks	GRAND FINAL				Total Marks	Letter Grade	Grade Point
		CR	MCQ	NA			CR	MCQ	NA			CR	MCQ	NA				
Bangla 1st	100	30	10	-	-	40	43	19	-	-	62	36.5	14.5	-	-	51.0	B	3.0
Bangla 2nd	50	22	11	-	-	33	20	7	-	-	27	21	9.0	-	-	30.0		
English 1st	100	40	-	-	-	40	16	-	-	-	16	28	-	-	-	28.0	F	0.0
English 2nd	50	19	-	-	-	19	22	-	-	-	22	20.5	-	-	-	20.5		
Mathematics	100	7	7	-	-	14	23	10	-	-	33	15	8.5	-	-	23.5	F	0.0
Relegion	100	41	16	-	-	57	48	21	-	-	69	44.5	18.5	-	-	63.0	A-	3.5
BD & Glob.Studies	100	48	11	-	-	59	56	17	-	-	73	52	14.0	-	-	66.0	A-	3.5
Agriculture	100	42	15	-	-	57	55	10	-	-	65	48.5	12.5	-	-	61.0	A-	3.5
ICT	50	20	12	-	-	32	19	13	-	-	32	19.5	12.5	-	-	32.0	A-	3.5
General Science	100	23	10	-	-	33	40	17	-	-	57	31.5	13.5	-	-	45.0	C	2.0

Exam Name	Total Marks	Grade	GPA	Section Position	Result Status	Without 4th	Failed Subject	Working Days	Present	Absent
HALF YEARLY	384	F	0	-	Failed	0.0	1			
Annual Exam	456	F	0	-	Failed	0.0	1			
<b>GRAND FINAL</b>	<b>420</b>	<b>F</b>	<b>0</b>	-	<b>Failed</b>	<b>0.0</b>	<b>0</b>			

Comments



Moral & Behavior Evaluation					Co-Curricular Activities				
Excellent	Good	Average	Poor		Sports	Cultural Function	Scout/BNC	Math Olympiad	

Class Teacher

Headmaster

# OXFORD ACADEMY

SHIBALAYA, MANIKGANJ



## PROGRESS REPORT

Range	Grade	GPA
80-100	A+	5.0
70-79	A	4.0
60-69	A-	3.5
50-59	B	3.0
40-49	C	2.0
33-39	D	1.0
00-32	F	0.0

Name of Student : *Sorna Akter*  
 Student ID : 2012417  
 Roll No. : 34

Class : *SEVEN-Day-C*  
 Group : *N/A*  
 Year/Session : *2018*

Name of Subjects	Full Marks	HALF YEARLY				Total Marks	Annual Exam				Total Marks	GRAND FINAL				Total Marks	Letter Grade	Grade Point
		CR	MCQ	NA			CR	MCQ	NA			CR	MCQ	NA				
Bangla 1st	100	32	8	-	-	40	31	16	-	-	47	31.5	12.0	-	-	43.5	C	2.0
Bangla 2nd	50	16	9	-	-	25	15	7	-	-	22	15.5	8.0	-	-	23.5		
English 1st	100	19	-	-	-	19	17	-	-	-	17	18	-	-	-	18.0	F	0.0
English 2nd	50	13	-	-	-	13	17	-	-	-	17	15	-	-	-	15.0		
Mathematics	100	5	8	-	-	13	13	10	-	-	23	9	9.0	-	-	18.0	F	0.0
Relegion	100	32	16	-	-	48	40	19	-	-	59	36	17.5	-	-	53.5	B	3.0
BD & Glob.Studies	100	52	9	-	-	61	48	12	-	-	60	50	10.5	-	-	60.5	A-	3.5
Agriculture	100	44	11	-	-	55	44	10	-	-	54	44	10.5	-	-	54.5	B	3.0
ICT	50	15	12	-	-	27	17	11	-	-	28	16	11.5	-	-	27.5	B	3.0
General Science	100	23	10	-	-	33	34	16	-	-	50	28.5	13.0	-	-	41.5	C	2.0

Exam Name	Total Marks	Grade	GPA	Section Position	Result Status	Without 4th	Failed Subject	Working Days	Present	Absent
HALF YEARLY	334	F	0	-	Failed	0.0	3			
Annual Exam	377	F	0	-	Failed	0.0	2			
<b>GRAND FINAL</b>	<b>355.5</b>	<b>F</b>	<b>0</b>	-	<b>Failed</b>	<b>0.0</b>	<b>0</b>			

Comments



Moral & Behavior Evaluation					Co-Curricular Activities				
Excellent	Good	Average	Poor		Sports	Cultural Function	Scout/BNC	Math Olympiad	

Class Teacher

Headmaster

# OXFORD ACADEMY

SHIBALAYA, MANIKGANJ



## PROGRESS REPORT

Range	Grade	GPA
80-100	A+	5.0
70-79	A	4.0
60-69	A-	3.5
50-59	B	3.0
40-49	C	2.0
33-39	D	1.0
00-32	F	0.0

Name of Student : *Tenny Akther*  
 Student ID : 2009117  
 Roll No. : 35

Class : *SEVEN-Day-C*  
 Group : *N/A*  
 Year/Session : 2018

Name of Subjects	Full Marks	HALF YEARLY				Total Marks	Annual Exam				Total Marks	GRAND FINAL				Total Marks	Letter Grade	Grade Point
		CR	MCQ	NA			CR	MCQ	NA			CR	MCQ	NA				
Bangla 1st	100	32	10	-	-	42	35	16	-	-	51	33.5	13.0	-	-	46.5	C	2.0
Bangla 2nd	50	16	9	-	-	25	18	3	-	-	21	17	6.0	-	-	23.0		
English 1st	100	18	-	-	-	18	6	-	-	-	6	12	-	-	-	12.0	F	0.0
English 2nd	50	17	-	-	-	17	22	-	-	-	22	19.5	-	-	-	19.5		
Mathematics	100	4	9	-	-	13	15	11	-	-	26	9.5	10.0	-	-	19.5	F	0.0
Relegion	100	44	18	-	-	62	36	20	-	-	56	40	19.0	-	-	59.0	B	3.0
BD & Glob.Studies	100	48	14	-	-	62	48	14	-	-	62	48	14.0	-	-	62.0	A-	3.5
Agriculture	100	43	12	-	-	55	45	10	-	-	55	44	11.0	-	-	55.0	B	3.0
ICT	50	14	12	-	-	26	13	9	-	-	22	13.5	10.5	-	-	24.0	C	2.0
General Science	100	24	12	-	-	36	26	14	-	-	40	25	13.0	-	-	38.0	D	1.0

Exam Name	Total Marks	Grade	GPA	Section Position	Result Status	Without 4th	Failed Subject	Working Days	Present	Absent
HALF YEARLY	356	F	0	-	Failed	0.0	2			
Annual Exam	361	F	0	-	Failed	0.0	2			
<b>GRAND FINAL</b>	<b>358.5</b>	<b>F</b>	<b>0</b>	-	<b>Failed</b>	<b>0.0</b>	<b>0</b>			

Comments



Moral & Behavior Evaluation					Co-Curricular Activities				
Excellent	Good	Average	Poor		Sports	Cultural Function	Scout/BNC	Math Olympiad	

Class Teacher

Headmaster

# OXFORD ACADEMY

SHIBALAYA, MANIKGANJ



## PROGRESS REPORT

Range	Grade	GPA
80-100	A+	5.0
70-79	A	4.0
60-69	A-	3.5
50-59	B	3.0
40-49	C	2.0
33-39	D	1.0
00-32	F	0.0

Name of Student : *Easmin*  
 Student ID : 2014417  
 Roll No. : 36

Class : *SEVEN-Day-C*  
 Group : *N/A*  
 Year/Session : 2018

Name of Subjects	Full Marks	HALF YEARLY				Total Marks	Annual Exam				Total Marks	GRAND FINAL				Total Marks	Letter Grade	Grade Point
		CR	MCQ	NA			CR	MCQ	NA			CR	MCQ	NA				
Bangla 1st	100	27	10	-	-	37	36	10	-	-	46	31.5	10.0	-	-	41.5	C	2.0
Bangla 2nd	50	18	11	-	-	29	22	11	-	-	33	20	11.0	-	-	31.0		
English 1st	100	10	-	-	-	10	8	-	-	-	8	9	-	-	-	9.0	F	0.0
English 2nd	50	14	-	-	-	14	7	-	-	-	7	10.5	-	-	-	10.5		
Mathematics	100	14	10	-	-	24	17	8	-	-	25	15.5	9.0	-	-	24.5	F	0.0
Relegion	100	33	14	-	-	47	44	21	-	-	65	38.5	17.5	-	-	56.0	B	3.0
BD & Glob.Studies	100	49	18	-	-	67	53	13	-	-	66	51	15.5	-	-	66.5	A-	3.5
Agriculture	100	37	7	-	-	44	45	12	-	-	57	41	9.5	-	-	50.5	B	3.0
ICT	50	18	11	-	-	29	17	9	-	-	26	17.5	10.0	-	-	27.5	B	3.0
General Science	100	23	10	-	-	33	29	12	-	-	41	26	11.0	-	-	37.0	D	1.0

Exam Name	Total Marks	Grade	GPA	Section Position	Result Status	Without 4th	Failed Subject	Working Days	Present	Absent
HALF YEARLY	334	F	0	-	Failed	0.0	2			
Annual Exam	374	F	0	-	Failed	0.0	2			
<b>GRAND FINAL</b>	<b>354</b>	<b>F</b>	<b>0</b>	-	<b>Failed</b>	<b>0.0</b>	<b>0</b>			

Comments



Moral & Behavior Evaluation					Co-Curricular Activities				
Excellent	Good	Average	Poor		Sports	Cultural Function	Scout/BNC	Math Olympiad	

Class Teacher

Headmaster

# OXFORD ACADEMY

SHIBALAYA, MANIKGANJ



## PROGRESS REPORT

Range	Grade	GPA
80-100	A+	5.0
70-79	A	4.0
60-69	A-	3.5
50-59	B	3.0
40-49	C	2.0
33-39	D	1.0
00-32	F	0.0

Name of Student : *Papiya Akter*  
 Student ID : 2020317  
 Roll No. : 37

Class : *SEVEN-Day-C*  
 Group : *N/A*  
 Year/Session : 2018

Name of Subjects	Full Marks	HALF YEARLY				Total Marks	Annual Exam				Total Marks	GRAND FINAL				Total Marks	Letter Grade	Grade Point
		CR	MCQ	NA			CR	MCQ	NA			CR	MCQ	NA				
Bangla 1st	100	22	4	-	-	26	-	-	-	-	-	11	2.0	-	-	13.0	F	0.0
Bangla 2nd	50	18	10	-	-	28	-	-	-	-	-	9	5.0	-	-	14.0		
English 1st	100	15	-	-	-	15	-	-	-	-	-	7.5	-	-	-	7.5	F	0.0
English 2nd	50	9	-	-	-	9	-	-	-	-	-	4.5	-	-	-	4.5		
Mathematics	100	6	9	-	-	15	-	-	-	-	-	3	4.5	-	-	7.5	F	0.0
Relegion	100	35	10	-	-	45	-	-	-	-	-	17.5	5.0	-	-	22.5	F	0.0
BD & Glob.Studies	100	48	9	-	-	57	-	-	-	-	-	24	4.5	-	-	28.5	F	0.0
Agriculture	100	32	14	-	-	46	-	-	-	-	-	16	7.0	-	-	23.0	F	0.0
ICT	50	15	11	-	-	26	-	-	-	-	-	7.5	5.5	-	-	13.0	F	0.0
General Science	100	23	10	-	-	33	-	-	-	-	-	11.5	5.0	-	-	16.5	F	0.0

Exam Name	Total Marks	Grade	GPA	Section Position	Result Status	Without 4th	Failed Subject	Working Days	Present	Absent
HALF YEARLY	300	F	0	-	Failed	0.0	3			
Annual Exam	0	F	0	-	Failed	0.0	8			
<b>GRAND FINAL</b>	<b>150</b>	<b>F</b>	<b>0</b>	-	<b>Failed</b>	<b>0.0</b>	<b>0</b>			

Comments



Moral & Behavior Evaluation					Co-Curricular Activities				
Excellent	Good	Average	Poor		Sports	Cultural Function	Scout/BNC	Math Olympiad	

Class Teacher

Headmaster

# OXFORD ACADEMY

SHIBALAYA, MANIKGANJ



## PROGRESS REPORT

Range	Grade	GPA
80-100	A+	5.0
70-79	A	4.0
60-69	A-	3.5
50-59	B	3.0
40-49	C	2.0
33-39	D	1.0
00-32	F	0.0


Name of Student : *Fardos Hasan*  
 Student ID : 2023717  
 Roll No. : 38

Class : *SEVEN-Day-C*  
 Group : *N/A*  
 Year/Session : *2018*

Name of Subjects	Full Marks	HALF YEARLY				Total Marks	Annual Exam				Total Marks	GRAND FINAL				Total Marks	Letter Grade	Grade Point
		CR	MCQ	NA			CR	MCQ	NA			CR	MCQ	NA				
Bangla 1st	100	26	13	-	-	39	25	7	-	-	32	25.5	10.0	-	-	35.5	C	2.0
Bangla 2nd	50	16	18	-	-	34	13	7	-	-	20	14.5	12.5	-	-	27.0		
English 1st	100	36	-	-	-	36	26	-	-	-	26	31	-	-	-	31.0	F	0.0
English 2nd	50	9	-	-	-	9	17	-	-	-	17	13	-	-	-	13.0		
Mathematics	100	15	14	-	-	29	20	13	-	-	33	17.5	13.5	-	-	31.0	F	0.0
Relegion	100	26	13	-	-	39	33	15	-	-	48	29.5	14.0	-	-	43.5	C	2.0
BD & Glob.Studies	100	36	22	-	-	58	48	14	-	-	62	42	18.0	-	-	60.0	A-	3.5
Agriculture	100	34	21	-	-	55	42	12	-	-	54	38	16.5	-	-	54.5	B	3.0
ICT	50	18	17	-	-	35	14	16	-	-	30	16	16.5	-	-	32.5	A-	3.5
General Science	100	18	11	-	-	29	17	8	-	-	25	17.5	9.5	-	-	27.0	F	0.0

Exam Name	Total Marks	Grade	GPA	Section Position	Result Status	Without 4th	Failed Subject	Working Days	Present	Absent
HALF YEARLY	363	F	0	-	Failed	0.0	3			
Annual Exam	347	F	0	-	Failed	0.0	2			
<b>GRAND FINAL</b>	<b>355</b>	<b>F</b>	<b>0</b>	-	<b>Failed</b>	<b>0.0</b>	<b>0</b>			

Comments



Moral & Behavior Evaluation					Co-Curricular Activities				
Excellent	Good	Average	Poor		Sports	Cultural Function	Scout/BNC	Math Olympiad	

Class Teacher

Headmaster

# OXFORD ACADEMY

SHIBALAYA, MANIKGANJ



## PROGRESS REPORT

Range	Grade	GPA
80-100	A+	5.0
70-79	A	4.0
60-69	A-	3.5
50-59	B	3.0
40-49	C	2.0
33-39	D	1.0
00-32	F	0.0

Name of Student : *Sagor*  
 Student ID : *2007017*  
 Roll No. : *39*

Class : *SEVEN-Day-C*  
 Group : *N/A*  
 Year/Session : *2018*

Name of Subjects	Full Marks	HALF YEARLY				Total Marks	Annual Exam				Total Marks	GRAND FINAL				Total Marks	Letter Grade	Grade Point
		CR	MCQ	NA			CR	MCQ	NA			CR	MCQ	NA				
Bangla 1st	100	19	11	-	-	30	23	12	-	-	35	21	11.5	-	-	32.5	C	2.0
Bangla 2nd	50	16	19	-	-	35	14	7	-	-	21	15	13.0	-	-	28.0		
English 1st	100	50	-	-	-	50	26	-	-	-	26	38	-	-	-	38.0	D	1.0
English 2nd	50	18	-	-	-	18	13	-	-	-	13	15.5	-	-	-	15.5		
Mathematics	100	27	21	-	-	48	20	14	-	-	34	23.5	17.5	-	-	41.0	C	2.0
Relegion	100	39	21	-	-	60	35	17	-	-	52	37	19.0	-	-	56.0	B	3.0
BD & Glob.Studies	100	40	25	-	-	65	46	15	-	-	61	43	20.0	-	-	63.0	A-	3.5
Agriculture	100	35	26	-	-	61	38	10	-	-	48	36.5	18.0	-	-	54.5	B	3.0
ICT	50	17	19	-	-	36	15	18	-	-	33	16	18.5	-	-	34.5	A-	3.5
General Science	100	23	17	-	-	40	17	11	-	-	28	20	14.0	-	-	34.0	D	1.0

Exam Name	Total Marks	Grade	GPA	Section Position	Result Status	Without 4th	Failed Subject	Working Days	Present	Absent
HALF YEARLY	443	C	2.81	4	Passed	2.81	0			
Annual Exam	351	F	0	-	Failed	0.0	2			
<b>GRAND FINAL</b>	<b>397</b>	<b>D</b>	<b>1.41</b>	<b>9</b>	<b>Passed</b>	<b>1.41</b>	<b>0</b>			

Comments



Moral & Behavior Evaluation					Co-Curricular Activities				
Excellent	Good	Average	Poor		Sports	Cultural Function	Scout/BNC	Math Olympiad	

Class Teacher

Headmaster

# OXFORD ACADEMY

SHIBALAYA, MANIKGANJ



## PROGRESS REPORT

Range	Grade	GPA
80-100	A+	5.0
70-79	A	4.0
60-69	A-	3.5
50-59	B	3.0
40-49	C	2.0
33-39	D	1.0
00-32	F	0.0

Name of Student : *Mukti Akther*  
 Student ID : 2023817  
 Roll No. : 40

Class : *SEVEN-Day-C*  
 Group : *N/A*  
 Year/Session : *2018*

Name of Subjects	Full Marks	HALF YEARLY				Total Marks	Annual Exam				Total Marks	GRAND FINAL				Total Marks	Letter Grade	Grade Point
		CR	MCQ	NA			CR	MCQ	NA			CR	MCQ	NA				
Bangla 1st	100	25	10	-	-	35	37	13	-	-	50	31	11.5	-	-	42.5	C	2.0
Bangla 2nd	50	12	9	-	-	21	15	8	-	-	23	13.5	8.5	-	-	22.0		
English 1st	100	34	-	-	-	34	33	-	-	-	33	33.5	-	-	-	33.5	F	0.0
English 2nd	50	12	-	-	-	12	19	-	-	-	19	15.5	-	-	-	15.5		
Mathematics	100	16	10	-	-	26	16	9	-	-	25	16	9.5	-	-	25.5	F	0.0
Relegion	100	29	5	-	-	34	41	17	-	-	58	35	11.0	-	-	46.0	C	2.0
BD & Glob.Studies	100	46	9	-	-	55	50	10	-	-	60	48	9.5	-	-	57.5	B	3.0
Agriculture	100	33	11	-	-	44	42	10	-	-	52	37.5	10.5	-	-	48.0	C	2.0
ICT	50	10	10	-	-	20	18	16	-	-	34	14	13.0	-	-	27.0	B	3.0
General Science	100	23	7	-	-	30	33	10	-	-	43	28	8.5	-	-	36.5	D	1.0

Exam Name	Total Marks	Grade	GPA	Section Position	Result Status	Without 4th	Failed Subject	Working Days	Present	Absent
HALF YEARLY	311	F	0	-	Failed	0.0	4			
Annual Exam	397	F	0	-	Failed	0.0	1			
<b>GRAND FINAL</b>	<b>354</b>	<b>F</b>	<b>0</b>	-	<b>Failed</b>	<b>0.0</b>	<b>0</b>			

Comments



Moral & Behavior Evaluation					Co-Curricular Activities				
Excellent	Good	Average		Poor	Sports	Cultural Function	Scout/BNC	Math Olympiad	

Class Teacher

Headmaster



# OXFORD ACADEMY

SHIBALAYA, MANIKGANJ



## PROGRESS REPORT

Range	Grade	GPA
80-100	A+	5.0
70-79	A	4.0
60-69	A-	3.5
50-59	B	3.0
40-49	C	2.0
33-39	D	1.0
00-32	F	0.0

Name of Student : *Nishita Akter Shanta*  
 Student ID : 2011217  
 Roll No. : 41

Class : *SEVEN-Day-C*  
 Group : *N/A*  
 Year/Session : 2018

Name of Subjects	Full Marks	HALF YEARLY				Total Marks	Annual Exam				Total Marks	GRAND FINAL				Total Marks	Letter Grade	Grade Point
		CR	MCQ	NA			CR	MCQ	NA			CR	MCQ	NA				
Bangla 1st	100	26	10	-	-	36	35	18	-	-	53	30.5	14.0	-	-	44.5	C	2.0
Bangla 2nd	50	14	10	-	-	24	20	7	-	-	27	17	8.5	-	-	25.5		
English 1st	100	23	-	-	-	23	10	-	-	-	10	16.5	-	-	-	16.5	F	0.0
English 2nd	50	18	-	-	-	18	6	-	-	-	6	12	-	-	-	12.0		
Mathematics	100	11	9	-	-	20	13	11	-	-	24	12	10.0	-	-	22.0	F	0.0
Relegion	100	39	12	-	-	51	39	13	-	-	52	39	12.5	-	-	51.5	B	3.0
BD & Glob.Studies	100	51	14	-	-	65	54	12	-	-	66	52.5	13.0	-	-	65.5	A-	3.5
Agriculture	100	41	11	-	-	52	43	12	-	-	55	42	11.5	-	-	53.5	B	3.0
ICT	50	19	10	-	-	29	15	9	-	-	24	17	9.5	-	-	26.5	B	3.0
General Science	100	26	10	-	-	36	37	13	-	-	50	31.5	11.5	-	-	43.0	C	2.0

Exam Name	Total Marks	Grade	GPA	Section Position	Result Status	Without 4th	Failed Subject	Working Days	Present	Absent
HALF YEARLY	354	F	0	-	Failed	0.0	2			
Annual Exam	367	F	0	-	Failed	0.0	2			
<b>GRAND FINAL</b>	<b>360.5</b>	<b>F</b>	<b>0</b>	-	<b>Failed</b>	<b>0.0</b>	<b>0</b>			

Comments



Moral & Behavior Evaluation					Co-Curricular Activities				
Excellent	Good	Average	Poor		Sports	Cultural Function	Scout/BNC	Math Olympiad	

Class Teacher

Headmaster

# OXFORD ACADEMY

SHIBALAYA, MANIKGANJ



## PROGRESS REPORT

Range	Grade	GPA
80-100	A+	5.0
70-79	A	4.0
60-69	A-	3.5
50-59	B	3.0
40-49	C	2.0
33-39	D	1.0
00-32	F	0.0

Name of Student : *Md Aminur*  
 Student ID : 2023217  
 Roll No. : 42

Class : *SEVEN-Day-C*  
 Group : *N/A*  
 Year/Session : *2018*

Name of Subjects	Full Marks	HALF YEARLY				Total Marks	Annual Exam				Total Marks	GRAND FINAL				Total Marks	Letter Grade	Grade Point
		CR	MCQ	NA			CR	MCQ	NA			CR	MCQ	NA				
Bangla 1st	100	27	7	-	-	34	24	9	-	-	33	25.5	8.0	-	-	33.5	D	1.0
Bangla 2nd	50	15	11	-	-	26	12	7	-	-	19	13.5	9.0	-	-	22.5		
English 1st	100	16	-	-	-	16	22	-	-	-	22	19	-	-	-	19.0	F	0.0
English 2nd	50	17	-	-	-	17	17	-	-	-	17	17	-	-	-	17.0		
Mathematics	100	3	8	-	-	11	7	4	-	-	11	5	6.0	-	-	11.0	F	0.0
Relegion	100	32	14	-	-	46	30	18	-	-	48	31	16.0	-	-	47.0	C	2.0
BD & Glob.Studies	100	30	11	-	-	41	33	16	-	-	49	31.5	13.5	-	-	45.0	C	2.0
Agriculture	100	30	6	-	-	36	37	12	-	-	49	33.5	9.0	-	-	42.5	C	2.0
ICT	50	17	9	-	-	26	18	10	-	-	28	17.5	9.5	-	-	27.0	B	3.0
General Science	100	23	5	-	-	28	26	15	-	-	41	24.5	10.0	-	-	34.5	D	1.0

Exam Name	Total Marks	Grade	GPA	Section Position	Result Status	Without 4th	Failed Subject	Working Days	Present	Absent
HALF YEARLY	281	F	0	-	Failed	0.0	3			
Annual Exam	317	F	0	-	Failed	0.0	2			
<b>GRAND FINAL</b>	<b>299</b>	<b>F</b>	<b>0</b>	-	<b>Failed</b>	<b>0.0</b>	<b>0</b>			

Comments



Moral & Behavior Evaluation					Co-Curricular Activities				
Excellent	Good	Average	Poor		Sports	Cultural Function	Scout/BNC	Math Olympiad	

Class Teacher

Headmaster

# OXFORD ACADEMY

SHIBALAYA, MANIKGANJ



## PROGRESS REPORT

Range	Grade	GPA
80-100	A+	5.0
70-79	A	4.0
60-69	A-	3.5
50-59	B	3.0
40-49	C	2.0
33-39	D	1.0
00-32	F	0.0

Name of Student : *Fahad Hossain*  
 Student ID : 2017317  
 Roll No. : 43

Class : *SEVEN-Day-C*  
 Group : *N/A*  
 Year/Session : 2018

Name of Subjects	Full Marks	HALF YEARLY				Total Marks	Annual Exam				Total Marks	GRAND FINAL				Total Marks	Letter Grade	Grade Point
		CR	MCQ	NA			CR	MCQ	NA			CR	MCQ	NA				
Bangla 1st	100	8	10	-	-	18	10	14	-	-	24	9	12.0	-	-	21.0	F	0.0
Bangla 2nd	50	11	14	-	-	25	16	7	-	-	23	13.5	10.5	-	-	24.0		
English 1st	100	33	-	-	-	33	11	-	-	-	11	22	-	-	-	22.0	F	0.0
English 2nd	50	11	-	-	-	11	9	-	-	-	9	10	-	-	-	10.0		
Mathematics	100	-	10	-	-	10	18	6	-	-	24	9	8.0	-	-	17.0	F	0.0
Relegion	100	18	8	-	-	26	23	17	-	-	40	20.5	12.5	-	-	33.0	D	1.0
BD & Glob.Studies	100	15	16	-	-	31	23	10	-	-	33	19	13.0	-	-	32.0	F	0.0
Agriculture	100	16	10	-	-	26	18	8	-	-	26	17	9.0	-	-	26.0	F	0.0
ICT	50	10	10	-	-	20	18	12	-	-	30	14	11.0	-	-	25.0	B	3.0
General Science	100	10	10	-	-	20	13	20	-	-	33	11.5	15.0	-	-	26.5	F	0.0

Exam Name	Total Marks	Grade	GPA	Section Position	Result Status	Without 4th	Failed Subject	Working Days	Present	Absent
HALF YEARLY	220	F	0	-	Failed	0.0	7			
Annual Exam	253	F	0	-	Failed	0.0	4			
<b>GRAND FINAL</b>	<b>236.5</b>	<b>F</b>	<b>0</b>	-	<b>Failed</b>	<b>0.0</b>	<b>0</b>			

Comments



Moral & Behavior Evaluation					Co-Curricular Activities				
Excellent	Good	Average	Poor		Sports	Cultural Function	Scout/BNC	Math Olympiad	

Class Teacher

Headmaster

# OXFORD ACADEMY

SHIBALAYA, MANIKGANJ



## PROGRESS REPORT

Range	Grade	GPA
80-100	A+	5.0
70-79	A	4.0
60-69	A-	3.5
50-59	B	3.0
40-49	C	2.0
33-39	D	1.0
00-32	F	0.0

Name of Student : *Sobouj*  
 Student ID : 2013017  
 Roll No. : 44

Class : *SEVEN-Day-C*  
 Group : *N/A*  
 Year/Session : 2018

Name of Subjects	Full Marks	HALF YEARLY				Total Marks	Annual Exam				Total Marks	GRAND FINAL				Total Marks	Letter Grade	Grade Point
		CR	MCQ	NA			CR	MCQ	NA			CR	MCQ	NA				
Bangla 1st	100	16	10	-	-	26	26	12	-	-	38	21	11.0	-	-	32.0	D	1.0
Bangla 2nd	50	14	12	-	-	26	19	7	-	-	26	16.5	9.5	-	-	26.0		
English 1st	100	13	-	-	-	13	9	-	-	-	9	11	-	-	-	11.0	F	0.0
English 2nd	50	9	-	-	-	9	13	-	-	-	13	11	-	-	-	11.0		
Mathematics	100	1	10	-	-	11	7	7	-	-	14	4	8.5	-	-	12.5	F	0.0
Relegion	100	31	15	-	-	46	31	18	-	-	49	31	16.5	-	-	47.5	C	2.0
BD & Glob.Studies	100	36	15	-	-	51	41	17	-	-	58	38.5	16.0	-	-	54.5	B	3.0
Agriculture	100	33	8	-	-	41	40	9	-	-	49	36.5	8.5	-	-	45.0	C	2.0
ICT	50	14	13	-	-	27	13	10	-	-	23	13.5	11.5	-	-	25.0	B	3.0
General Science	100	23	15	-	-	38	29	21	-	-	50	26	18.0	-	-	44.0	C	2.0

Exam Name	Total Marks	Grade	GPA	Section Position	Result Status	Without 4th	Failed Subject	Working Days	Present	Absent
HALF YEARLY	288	F	0	-	Failed	0.0	2			
Annual Exam	329	F	0	-	Failed	0.0	2			
<b>GRAND FINAL</b>	<b>308.5</b>	<b>F</b>	<b>0</b>	-	<b>Failed</b>	<b>0.0</b>	<b>0</b>			

Comments



Moral & Behavior Evaluation					Co-Curricular Activities				
Excellent	Good	Average	Poor		Sports	Cultural Function	Scout/BNC	Math Olympiad	

Class Teacher

Headmaster

# OXFORD ACADEMY

SHIBALAYA, MANIKGANJ



## PROGRESS REPORT

Range	Grade	GPA
80-100	A+	5.0
70-79	A	4.0
60-69	A-	3.5
50-59	B	3.0
40-49	C	2.0
33-39	D	1.0
00-32	F	0.0

Name of Student : *Atik Mia*  
 Student ID : 2094217  
 Roll No. : 45

Class : *SEVEN-Day-C*  
 Group : *N/A*  
 Year/Session : 2018

Name of Subjects	Full Marks	HALF YEARLY				Total Marks	Annual Exam				Total Marks	GRAND FINAL				Total Marks	Letter Grade	Grade Point
		CR	MCQ	NA			CR	MCQ	NA			CR	MCQ	NA				
Bangla 1st	100	30	10	-	-	40	37	9	-	-	46	33.5	9.5	-	-	43.0	C	2.0
Bangla 2nd	50	17	10	-	-	27	15	7	-	-	22	16	8.5	-	-	24.5		
English 1st	100	26	-	-	-	26	23	-	-	-	23	24.5	-	-	-	24.5	F	0.0
English 2nd	50	18	-	-	-	18	20	-	-	-	20	19	-	-	-	19.0		
Mathematics	100	1	6	-	-	7	16	11	-	-	27	8.5	8.5	-	-	17.0	F	0.0
Relegion	100	44	15	-	-	59	42	10	-	-	52	43	12.5	-	-	55.5	B	3.0
BD & Glob.Studies	100	41	10	-	-	51	56	16	-	-	72	48.5	13.0	-	-	61.5	A-	3.5
Agriculture	100	38	13	-	-	51	42	14	-	-	56	40	13.5	-	-	53.5	B	3.0
ICT	50	17	9	-	-	26	14	9	-	-	23	15.5	9.0	-	-	24.5	C	2.0
General Science	100	23	10	-	-	33	31	15	-	-	46	27	12.5	-	-	39.5	D	1.0

Exam Name	Total Marks	Grade	GPA	Section Position	Result Status	Without 4th	Failed Subject	Working Days	Present	Absent
HALF YEARLY	338	F	0	-	Failed	0.0	2			
Annual Exam	387	F	0	-	Failed	0.0	2			
<b>GRAND FINAL</b>	<b>362.5</b>	<b>F</b>	<b>0</b>	-	<b>Failed</b>	<b>0.0</b>	<b>0</b>			

Comments



Moral & Behavior Evaluation					Co-Curricular Activities				
Excellent	Good	Average	Poor		Sports	Cultural Function	Scout/BNC	Math Olympiad	

Class Teacher

Headmaster

# OXFORD ACADEMY

SHIBALAYA, MANIKGANJ



## PROGRESS REPORT

Range	Grade	GPA
80-100	A+	5.0
70-79	A	4.0
60-69	A-	3.5
50-59	B	3.0
40-49	C	2.0
33-39	D	1.0
00-32	F	0.0

Name of Student : *Rakib Hossain Apon*  
 Student ID : 2013817  
 Roll No. : 46

Class : *SEVEN-Day-C*  
 Group : *N/A*  
 Year/Session : *2018*

Name of Subjects	Full Marks	HALF YEARLY				Total Marks	Annual Exam				Total Marks	GRAND FINAL				Total Marks	Letter Grade	Grade Point
		CR	MCQ	NA			CR	MCQ	NA			CR	MCQ	NA				
Bangla 1st	100	26	4	-	-	30	31	13	-	-	44	28.5	8.5	-	-	37.0	D	1.0
Bangla 2nd	50	17	8	-	-	25	17	2	-	-	19	17	5.0	-	-	22.0		
English 1st	100	11	-	-	-	11	16	-	-	-	16	13.5	-	-	-	13.5	F	0.0
English 2nd	50	5	-	-	-	5	17	-	-	-	17	11	-	-	-	11.0		
Mathematics	100	4	9	-	-	13	8	6	-	-	14	6	7.5	-	-	13.5	F	0.0
Relegion	100	39	6	-	-	45	42	13	-	-	55	40.5	9.5	-	-	50.0	B	3.0
BD & Glob.Studies	100	44	11	-	-	55	56	13	-	-	69	50	12.0	-	-	62.0	A-	3.5
Agriculture	100	37	7	-	-	44	41	8	-	-	49	39	7.5	-	-	46.5	C	2.0
ICT	50	13	6	-	-	19	16	5	-	-	21	14.5	5.5	-	-	20.0	C	2.0
General Science	100	12	7	-	-	19	19	10	-	-	29	15.5	8.5	-	-	24.0	F	0.0

Exam Name	Total Marks	Grade	GPA	Section Position	Result Status	Without 4th	Failed Subject	Working Days	Present	Absent
HALF YEARLY	266	F	0	-	Failed	0.0	4			
Annual Exam	333	F	0	-	Failed	0.0	3			
<b>GRAND FINAL</b>	<b>299.5</b>	<b>F</b>	<b>0</b>	-	<b>Failed</b>	<b>0.0</b>	<b>0</b>			

Comments



Moral & Behavior Evaluation					Co-Curricular Activities				
Excellent	Good	Average		Poor	Sports	Cultural Function	Scout/BNC	Math Olympiad	

Class Teacher

Headmaster

# OXFORD ACADEMY

SHIBALAYA, MANIKGANJ



## PROGRESS REPORT

Range	Grade	GPA
80-100	A+	5.0
70-79	A	4.0
60-69	A-	3.5
50-59	B	3.0
40-49	C	2.0
33-39	D	1.0
00-32	F	0.0

Name of Student : *Jubaer*  
 Student ID : *2007517*  
 Roll No. : *47*

Class : *SEVEN-Day-C*  
 Group : *N/A*  
 Year/Session : *2018*

Name of Subjects	Full Marks	HALF YEARLY				Total Marks	Annual Exam				Total Marks	GRAND FINAL				Total Marks	Letter Grade	Grade Point
		CR	MCQ	NA			CR	MCQ	NA			CR	MCQ	NA				
Bangla 1st	100	-	-	-	-	0	-	-	-	-	-	-	-	-	-	0.0	F	0.0
Bangla 2nd	50	-	-	-	-	0	-	-	-	-	-	-	-	-	0.0			
English 1st	100	-	-	-	-	0	-	-	-	-	-	-	-	-	0.0	F	0.0	
English 2nd	50	-	-	-	-	0	-	-	-	-	-	-	-	0.0				
Mathematics	100	-	10	-	-	10	-	-	-	-	-	5.0	-	-	5.0	F	0.0	
Relegion	100	-	-	-	-	0	-	-	-	-	-	-	-	-	0.0	F	0.0	
BD & Glob.Studies	100	-	-	-	-	0	-	-	-	-	-	-	-	-	0.0	F	0.0	
Agriculture	100	-	-	-	-	0	-	-	-	-	-	-	-	-	0.0	F	0.0	
ICT	50	-	-	-	-	0	-	-	-	-	-	-	-	-	0.0	F	0.0	
General Science	100	-	-	-	-	0	-	-	-	-	-	-	-	-	0.0	F	0.0	

Exam Name	Total Marks	Grade	GPA	Section Position	Result Status	Without 4th	Failed Subject	Working Days	Present	Absent
HALF YEARLY	10	F	0	-	Failed	0.0	4			
Annual Exam	0	F	0	-	Failed	0.0	8			
<b>GRAND FINAL</b>	<b>5</b>	<b>F</b>	<b>0</b>	-	<b>Failed</b>	<b>0.0</b>	<b>0</b>			

Comments



Moral & Behavior Evaluation					Co-Curricular Activities				
Excellent	Good	Average	Poor		Sports	Cultural Function	Scout/BNC	Math Olympiad	

Class Teacher

Headmaster

# OXFORD ACADEMY

SHIBALAYA, MANIKGANJ



## PROGRESS REPORT

Range	Grade	GPA
80-100	A+	5.0
70-79	A	4.0
60-69	A-	3.5
50-59	B	3.0
40-49	C	2.0
33-39	D	1.0
00-32	F	0.0

Name of Student : *Ajoy*  
 Student ID : 2010617  
 Roll No. : 50

Class : *SEVEN-Day-C*  
 Group : *N/A*  
 Year/Session : 2018

Name of Subjects	Full Marks	HALF YEARLY				Total Marks	Annual Exam				Total Marks	GRAND FINAL				Total Marks	Letter Grade	Grade Point
		CR	MCQ	NA			CR	MCQ	NA			CR	MCQ	NA				
Bangla 1st	100	19	2	-	-	21	30	15	-	-	45	24.5	8.5	-	-	33.0	D	1.0
Bangla 2nd	50	14	11	-	-	25	14	9	-	-	23	14	10.0	-	-	24.0		
English 1st	100	29	-	-	-	29	34	-	-	-	34	31.5	-	-	-	31.5	D	1.0
English 2nd	50	17	-	-	-	17	21	-	-	-	21	19	-	-	-	19.0		
Mathematics	100	7	9	-	-	16	9	8	-	-	17	8	8.5	-	-	16.5	F	0.0
Relegion	100	-	-	-	-	0	45	20	-	-	65	22.5	10.0	-	-	32.5	F	0.0
BD & Glob.Studies	100	39	10	-	-	49	41	10	-	-	51	40	10.0	-	-	50.0	B	3.0
Agriculture	100	31	10	-	-	41	40	11	-	-	51	35.5	10.5	-	-	46.0	C	2.0
ICT	50	12	14	-	-	26	16	11	-	-	27	14	12.5	-	-	26.5	B	3.0
General Science	100	2	7	-	-	9	11	16	-	-	27	6.5	11.5	-	-	18.0	F	0.0

Exam Name	Total Marks	Grade	GPA	Section Position	Result Status	Without 4th	Failed Subject	Working Days	Present	Absent
HALF YEARLY	233	F	0	-	Failed	0.0	5			
Annual Exam	361	F	0	-	Failed	0.0	2			
<b>GRAND FINAL</b>	<b>297</b>	<b>F</b>	<b>0</b>	-	<b>Failed</b>	<b>0.0</b>	<b>0</b>			

Comments



Moral & Behavior Evaluation					Co-Curricular Activities				
Excellent	Good	Average	Poor		Sports	Cultural Function	Scout/BNC	Math Olympiad	

Class Teacher

Headmaster



# OXFORD ACADEMY

SHIBALAYA, MANIKGANJ



## PROGRESS REPORT

Range	Grade	GPA
80-100	A+	5.0
70-79	A	4.0
60-69	A-	3.5
50-59	B	3.0
40-49	C	2.0
33-39	D	1.0
00-32	F	0.0

Name of Student : *Chaity Sharma*  
 Student ID : 2011317  
 Roll No. : 51

Class : *SEVEN-Day-C*  
 Group : *N/A*  
 Year/Session : 2018

Name of Subjects	Full Marks	HALF YEARLY				Total Marks	Annual Exam				Total Marks	GRAND FINAL				Total Marks	Letter Grade	Grade Point
		CR	MCQ	NA			CR	MCQ	NA			CR	MCQ	NA				
Bangla 1st	100	14	11	-	-	25	24	9	-	-	33	19	10.0	-	-	29.0	D	1.0
Bangla 2nd	50	21	11	-	-	32	15	7	-	-	22	18	9.0	-	-	27.0		
English 1st	100	18	-	-	-	18	18	-	-	-	18	18	-	-	-	18.0	F	0.0
English 2nd	50	10	-	-	-	10	9	-	-	-	9	9.5	-	-	-	9.5		
Mathematics	100	2	7	-	-	9	9	4	-	-	13	5.5	5.5	-	-	11.0	F	0.0
Relegion	100	26	16	-	-	42	30	15	-	-	45	28	15.5	-	-	43.5	C	2.0
BD & Glob.Studies	100	35	13	-	-	48	25	13	-	-	38	30	13.0	-	-	43.0	C	2.0
Agriculture	100	35	13	-	-	48	19	12	-	-	31	27	12.5	-	-	39.5	D	1.0
ICT	50	17	10	-	-	27	14	11	-	-	25	15.5	10.5	-	-	26.0	B	3.0
General Science	100	23	6	-	-	29	13	9	-	-	22	18	7.5	-	-	25.5	F	0.0

Exam Name	Total Marks	Grade	GPA	Section Position	Result Status	Without 4th	Failed Subject	Working Days	Present	Absent
HALF YEARLY	288	F	0	-	Failed	0.0	3			
Annual Exam	256	F	0	-	Failed	0.0	4			
<b>GRAND FINAL</b>	<b>272</b>	<b>F</b>	<b>0</b>	-	<b>Failed</b>	<b>0.0</b>	<b>0</b>			

Comments



Moral & Behavior Evaluation					Co-Curricular Activities				
Excellent	Good	Average	Poor		Sports	Cultural Function	Scout/BNC	Math Olympiad	

Class Teacher

Headmaster

# OXFORD ACADEMY

SHIBALAYA, MANIKGANJ



## PROGRESS REPORT

Range	Grade	GPA
80-100	A+	5.0
70-79	A	4.0
60-69	A-	3.5
50-59	B	3.0
40-49	C	2.0
33-39	D	1.0
00-32	F	0.0

Name of Student : *Rahul*  
 Student ID : 2018917  
 Roll No. : 52

Class : *SEVEN-Day-C*  
 Group : *N/A*  
 Year/Session : 2018

Name of Subjects	Full Marks	HALF YEARLY				Total Marks	Annual Exam				Total Marks	GRAND FINAL				Total Marks	Letter Grade	Grade Point
		CR	MCQ	NA			CR	MCQ	NA			CR	MCQ	NA				
Bangla 1st	100	24	10	-	-	34	-	-	-	-	-	12	5.0	-	-	17.0	F	0.0
Bangla 2nd	50	-	-	-	-	0	-	-	-	-	-	-	-	-	-	0.0		
English 1st	100	4	-	-	-	4	-	-	-	-	-	2	-	-	-	2.0	F	0.0
English 2nd	50	14	-	-	-	14	-	-	-	-	-	7	-	-	-	7.0		
Mathematics	100	5	9	-	-	14	-	-	-	-	-	2.5	4.5	-	-	7.0	F	0.0
Relegion	100	45	9	-	-	54	-	-	-	-	-	22.5	4.5	-	-	27.0	F	0.0
BD & Glob.Studies	100	35	19	-	-	54	-	-	-	-	-	17.5	9.5	-	-	27.0	F	0.0
Agriculture	100	34	19	-	-	53	-	-	-	-	-	17	9.5	-	-	26.5	F	0.0
ICT	50	17	12	-	-	29	-	-	-	-	-	8.5	6.0	-	-	14.5	F	0.0
General Science	100	23	15	-	-	38	-	-	-	-	-	11.5	7.5	-	-	19.0	F	0.0

Exam Name	Total Marks	Grade	GPA	Section Position	Result Status	Without 4th	Failed Subject	Working Days	Present	Absent
HALF YEARLY	294	F	0	-	Failed	0.0	3			
Annual Exam	0	F	0	-	Failed	0.0	8			
<b>GRAND FINAL</b>	<b>147</b>	<b>F</b>	<b>0</b>	-	<b>Failed</b>	<b>0.0</b>	<b>0</b>			

Comments



Moral & Behavior Evaluation					Co-Curricular Activities				
Excellent	Good	Average	Poor		Sports	Cultural Function	Scout/BNC	Math Olympiad	

Class Teacher

Headmaster

# OXFORD ACADEMY

SHIBALAYA, MANIKGANJ



## PROGRESS REPORT

Range	Grade	GPA
80-100	A+	5.0
70-79	A	4.0
60-69	A-	3.5
50-59	B	3.0
40-49	C	2.0
33-39	D	1.0
00-32	F	0.0

Name of Student : *Eyahiya*  
 Student ID : 2010117  
 Roll No. : 53

Class : *SEVEN-Day-C*  
 Group : *N/A*  
 Year/Session : 2018

Name of Subjects	Full Marks	HALF YEARLY				Total Marks	Annual Exam				Total Marks	GRAND FINAL				Total Marks	Letter Grade	Grade Point
		CR	MCQ	NA			CR	MCQ	NA			CR	MCQ	NA				
Bangla 1st	100	19	13	-	-	32	-	-	-	-	-	9.5	6.5	-	-	16.0	F	0.0
Bangla 2nd	50	22	7	-	-	29	-	-	-	-	-	11	3.5	-	-	14.5		
English 1st	100	41	-	-	-	41	-	-	-	-	-	20.5	-	-	-	20.5	F	0.0
English 2nd	50	25	-	-	-	25	-	-	-	-	-	12.5	-	-	-	12.5		
Mathematics	100	3	12	-	-	15	-	-	-	-	-	1.5	6.0	-	-	7.5	F	0.0
Relegion	100	30	16	-	-	46	-	-	-	-	-	15	8.0	-	-	23.0	F	0.0
BD & Glob.Studies	100	44	13	-	-	57	-	-	-	-	-	22	6.5	-	-	28.5	F	0.0
Agriculture	100	27	16	-	-	43	-	-	-	-	-	13.5	8.0	-	-	21.5	F	0.0
ICT	50	17	10	-	-	27	-	-	-	-	-	8.5	5.0	-	-	13.5	F	0.0
General Science	100	5	10	-	-	15	-	-	-	-	-	2.5	5.0	-	-	7.5	F	0.0

Exam Name	Total Marks	Grade	GPA	Section Position	Result Status	Without 4th	Failed Subject	Working Days	Present	Absent
HALF YEARLY	330	F	0	-	Failed	0.0	2			
Annual Exam	0	F	0	-	Failed	0.0	8			
<b>GRAND FINAL</b>	<b>165</b>	<b>F</b>	<b>0</b>	<b>-</b>	<b>Failed</b>	<b>0.0</b>	<b>0</b>			

Comments



Moral & Behavior Evaluation					Co-Curricular Activities				
Excellent	Good	Average	Poor		Sports	Cultural Function	Scout/BNC	Math Olympiad	

Class Teacher

Headmaster

# OXFORD ACADEMY

SHIBALAYA, MANIKGANJ



## PROGRESS REPORT

Range	Grade	GPA
80-100	A+	5.0
70-79	A	4.0
60-69	A-	3.5
50-59	B	3.0
40-49	C	2.0
33-39	D	1.0
00-32	F	0.0

Name of Student : *Sakil*  
 Student ID : 2024117  
 Roll No. : 54

Class : *SEVEN-Day-C*  
 Group : *N/A*  
 Year/Session : 2018

Name of Subjects	Full Marks	HALF YEARLY				Total Marks	Annual Exam				Total Marks	GRAND FINAL				Total Marks	Letter Grade	Grade Point
		CR	MCQ	NA			CR	MCQ	NA			CR	MCQ	NA				
Bangla 1st	100	18	15	-	-	33	24	19	-	-	43	21	17.0	-	-	38.0	C	2.0
Bangla 2nd	50	11	13	-	-	24	15	7	-	-	22	13	10.0	-	-	23.0		
English 1st	100	6	-	-	-	6	20	-	-	-	20	13	-	-	-	13.0	F	0.0
English 2nd	50	6	-	-	-	6	11	-	-	-	11	8.5	-	-	-	8.5		
Mathematics	100	5	15	-	-	20	16	10	-	-	26	10.5	12.5	-	-	23.0	F	0.0
Relegion	100	25	11	-	-	36	24	10	-	-	34	24.5	10.5	-	-	35.0	D	1.0
BD & Glob.Studies	100	20	16	-	-	36	37	13	-	-	50	28.5	14.5	-	-	43.0	C	2.0
Agriculture	100	12	14	-	-	26	25	10	-	-	35	18.5	12.0	-	-	30.5	F	0.0
ICT	50	13	18	-	-	31	13	11	-	-	24	13	14.5	-	-	27.5	B	3.0
General Science	100	2	11	-	-	13	21	12	-	-	33	11.5	11.5	-	-	23.0	F	0.0

Exam Name	Total Marks	Grade	GPA	Section Position	Result Status	Without 4th	Failed Subject	Working Days	Present	Absent
HALF YEARLY	231	F	0	-	Failed	0.0	5			
Annual Exam	298	F	0	-	Failed	0.0	2			
<b>GRAND FINAL</b>	<b>264.5</b>	<b>F</b>	<b>0</b>	-	<b>Failed</b>	<b>0.0</b>	<b>0</b>			

Comments



Moral & Behavior Evaluation					Co-Curricular Activities				
Excellent	Good	Average	Poor		Sports	Cultural Function	Scout/BNC	Math Olympiad	

Class Teacher

Headmaster

# OXFORD ACADEMY

SHIBALAYA, MANIKGANJ



## PROGRESS REPORT

Range	Grade	GPA
80-100	A+	5.0
70-79	A	4.0
60-69	A-	3.5
50-59	B	3.0
40-49	C	2.0
33-39	D	1.0
00-32	F	0.0

Name of Student : *Alif Molla*  
 Student ID : 2007217  
 Roll No. : 55

Class : *SEVEN-Day-C*  
 Group : *N/A*  
 Year/Session : 2018

Name of Subjects	Full Marks	HALF YEARLY				Total Marks	Annual Exam				Total Marks	GRAND FINAL				Total Marks	Letter Grade	Grade Point
		CR	MCQ	NA			CR	MCQ	NA			CR	MCQ	NA				
Bangla 1st	100	16	10	-	-	26	19	21	-	-	40	17.5	15.5	-	-	33.0	D	1.0
Bangla 2nd	50	12	12	-	-	24	13	4	-	-	17	12.5	8.0	-	-	20.5		
English 1st	100	37	-	-	-	37	33	-	-	-	33	35	-	-	-	35.0	D	1.0
English 2nd	50	14	-	-	-	14	20	-	-	-	20	17	-	-	-	17.0		
Mathematics	100	23	14	-	-	37	16	10	-	-	26	19.5	12.0	-	-	31.5	F	0.0
Relegion	100	30	10	-	-	40	23	16	-	-	39	26.5	13.0	-	-	39.5	D	1.0
BD & Glob.Studies	100	31	17	-	-	48	37	12	-	-	49	34	14.5	-	-	48.5	C	2.0
Agriculture	100	7	16	-	-	23	24	12	-	-	36	15.5	14.0	-	-	29.5	F	0.0
ICT	50	8	16	-	-	24	9	12	-	-	21	8.5	14.0	-	-	22.5	C	2.0
General Science	100	3	15	-	-	18	15	18	-	-	33	9	16.5	-	-	25.5	F	0.0

Exam Name	Total Marks	Grade	GPA	Section Position	Result Status	Without 4th	Failed Subject	Working Days	Present	Absent
HALF YEARLY	291	F	0	-	Failed	0.0	2			
Annual Exam	314	F	0	-	Failed	0.0	1			
<b>GRAND FINAL</b>	<b>302.5</b>	<b>F</b>	<b>0</b>	-	<b>Failed</b>	<b>0.0</b>	<b>0</b>			

Comments



Moral & Behavior Evaluation					Co-Curricular Activities				
Excellent	Good	Average	Poor		Sports	Cultural Function	Scout/BNC	Math Olympiad	

Class Teacher

Headmaster

# OXFORD ACADEMY

SHIBALAYA, MANIKGANJ



## PROGRESS REPORT

Range	Grade	GPA
80-100	A+	5.0
70-79	A	4.0
60-69	A-	3.5
50-59	B	3.0
40-49	C	2.0
33-39	D	1.0
00-32	F	0.0

Name of Student : *Riyad*  
 Student ID : 2016717  
 Roll No. : 56

Class : *SEVEN-Day-C*  
 Group : *N/A*  
 Year/Session : *2018*

Name of Subjects	Full Marks	HALF YEARLY				Total Marks	Annual Exam				Total Marks	GRAND FINAL				Total Marks	Letter Grade	Grade Point
		CR	MCQ	NA			CR	MCQ	NA			CR	MCQ	NA				
Bangla 1st	100	16	12	-	-	28	24	15	-	-	39	20	13.5	-	-	33.5	D	1.0
Bangla 2nd	50	11	15	-	-	26	12	7	-	-	19	11.5	11.0	-	-	22.5		
English 1st	100	33	-	-	-	33	14	-	-	-	14	23.5	-	-	-	23.5	F	0.0
English 2nd	50	17	-	-	-	17	23	-	-	-	23	20	-	-	-	20.0		
Mathematics	100	10	13	-	-	23	2	9	-	-	11	6	11.0	-	-	17.0	F	0.0
Relegion	100	23	16	-	-	39	24	11	-	-	35	23.5	13.5	-	-	37.0	D	1.0
BD & Glob.Studies	100	50	18	-	-	68	51	10	-	-	61	50.5	14.0	-	-	64.5	A-	3.5
Agriculture	100	9	18	-	-	27	39	5	-	-	44	24	11.5	-	-	35.5	D	1.0
ICT	50	8	18	-	-	26	16	12	-	-	28	12	15.0	-	-	27.0	B	3.0
General Science	100	10	14	-	-	24	17	17	-	-	34	13.5	15.5	-	-	29.0	F	0.0

Exam Name	Total Marks	Grade	GPA	Section Position	Result Status	Without 4th	Failed Subject	Working Days	Present	Absent
HALF YEARLY	311	F	0	-	Failed	0.0	3			
Annual Exam	308	F	0	-	Failed	0.0	2			
<b>GRAND FINAL</b>	<b>309.5</b>	<b>F</b>	<b>0</b>	-	<b>Failed</b>	<b>0.0</b>	<b>0</b>			

Comments



Moral & Behavior Evaluation					Co-Curricular Activities				
Excellent	Good	Average	Poor		Sports	Cultural Function	Scout/BNC	Math Olympiad	

Class Teacher

Headmaster

# OXFORD ACADEMY

SHIBALAYA, MANIKGANJ



## PROGRESS REPORT

Range	Grade	GPA
80-100	A+	5.0
70-79	A	4.0
60-69	A-	3.5
50-59	B	3.0
40-49	C	2.0
33-39	D	1.0
00-32	F	0.0

Name of Student : *Rohman*  
 Student ID : 2012617  
 Roll No. : 58

Class : *SEVEN-Day-C*  
 Group : *N/A*  
 Year/Session : 2018

Name of Subjects	Full Marks	HALF YEARLY				Total Marks	Annual Exam				Total Marks	GRAND FINAL				Total Marks	Letter Grade	Grade Point
		CR	MCQ	NA			CR	MCQ	NA			CR	MCQ	NA				
Bangla 1st	100	10	7	-	-	17	24	9	-	-	33	17	8.0	-	-	25.0	F	0.0
Bangla 2nd	50	7	13	-	-	20	15	7	-	-	22	11	10.0	-	-	21.0		
English 1st	100	13	-	-	-	13	10	-	-	-	10	11.5	-	-	-	11.5	F	0.0
English 2nd	50	11	-	-	-	11	17	-	-	-	17	14	-	-	-	14.0		
Mathematics	100	4	12	-	-	16	15	8	-	-	23	9.5	10.0	-	-	19.5	F	0.0
Relegion	100	21	14	-	-	35	28	11	-	-	39	24.5	12.5	-	-	37.0	D	1.0
BD & Glob.Studies	100	6	15	-	-	21	29	12	-	-	41	17.5	13.5	-	-	31.0	F	0.0
Agriculture	100	18	10	-	-	28	24	14	-	-	38	21	12.0	-	-	33.0	D	1.0
ICT	50	6	9	-	-	15	13	10	-	-	23	9.5	9.5	-	-	19.0	D	1.0
General Science	100	9	11	-	-	20	23	14	-	-	37	16	12.5	-	-	28.5	F	0.0

Exam Name	Total Marks	Grade	GPA	Section Position	Result Status	Without 4th	Failed Subject	Working Days	Present	Absent
HALF YEARLY	196	F	0	-	Failed	0.0	7			
Annual Exam	283	F	0	-	Failed	0.0	2			
<b>GRAND FINAL</b>	<b>239.5</b>	<b>F</b>	<b>0</b>	-	<b>Failed</b>	<b>0.0</b>	<b>0</b>			

Comments



Moral & Behavior Evaluation					Co-Curricular Activities				
Excellent	Good	Average	Poor		Sports	Cultural Function	Scout/BNC	Math Olympiad	

Class Teacher

Headmaster

# OXFORD ACADEMY

SHIBALAYA, MANIKGANJ



## PROGRESS REPORT

Range	Grade	GPA
80-100	A+	5.0
70-79	A	4.0
60-69	A-	3.5
50-59	B	3.0
40-49	C	2.0
33-39	D	1.0
00-32	F	0.0

Name of Student : *Eashita*  
 Student ID : 2013717  
 Roll No. : 59

Class : *SEVEN-Day-C*  
 Group : *N/A*  
 Year/Session : 2018

Name of Subjects	Full Marks	HALF YEARLY				Total Marks	Annual Exam				Total Marks	GRAND FINAL				Total Marks	Letter Grade	Grade Point
		CR	MCQ	NA			CR	MCQ	NA			CR	MCQ	NA				
Bangla 1st	100	18	7	-	-	25	29	9	-	-	38	23.5	8.0	-	-	31.5	D	1.0
Bangla 2nd	50	12	8	-	-	20	14	4	-	-	18	13	6.0	-	-	19.0		
English 1st	100	3	-	-	-	3	8	-	-	-	8	5.5	-	-	-	5.5	F	0.0
English 2nd	50	11	-	-	-	11	3	-	-	-	3	7	-	-	-	7.0		
Mathematics	100	3	10	-	-	13	9	7	-	-	16	6	8.5	-	-	14.5	F	0.0
Relegion	100	24	7	-	-	31	40	7	-	-	47	32	7.0	-	-	39.0	D	1.0
BD & Glob.Studies	100	35	11	-	-	46	53	6	-	-	59	44	8.5	-	-	52.5	B	3.0
Agriculture	100	33	11	-	-	44	29	8	-	-	37	31	9.5	-	-	40.5	C	2.0
ICT	50	10	8	-	-	18	15	9	-	-	24	12.5	8.5	-	-	21.0	C	2.0
General Science	100	14	13	-	-	27	23	10	-	-	33	18.5	11.5	-	-	30.0	F	0.0

Exam Name	Total Marks	Grade	GPA	Section Position	Result Status	Without 4th	Failed Subject	Working Days	Present	Absent
HALF YEARLY	238	F	0	-	Failed	0.0	5			
Annual Exam	283	F	0	-	Failed	0.0	2			
<b>GRAND FINAL</b>	<b>260.5</b>	<b>F</b>	<b>0</b>	-	<b>Failed</b>	<b>0.0</b>	<b>0</b>			

Comments



Moral & Behavior Evaluation					Co-Curricular Activities				
Excellent	Good	Average	Poor		Sports	Cultural Function	Scout/BNC	Math Olympiad	

Class Teacher

Headmaster



# OXFORD ACADEMY

SHIBALAYA, MANIKGANJ



## PROGRESS REPORT

Range	Grade	GPA
80-100	A+	5.0
70-79	A	4.0
60-69	A-	3.5
50-59	B	3.0
40-49	C	2.0
33-39	D	1.0
00-32	F	0.0

Name of Student : *Ratul Hasan*  
 Student ID : 2138218  
 Roll No. : 60

Class : *SEVEN-Day-C*  
 Group : *N/A*  
 Year/Session : 2018

Name of Subjects	Full Marks	HALF YEARLY				Total Marks	Annual Exam				Total Marks	GRAND FINAL				Total Marks	Letter Grade	Grade Point
		CR	MCQ	NA			CR	MCQ	NA			CR	MCQ	NA				
Bangla 1st	100	-	-	-	-	0	31	9	-	-	40	15.5	4.5	-	-	20.0	F	0.0
Bangla 2nd	50	16	10	-	-	26	14	10	-	-	24	15	10.0	-	-	25.0		
English 1st	100	-	-	-	-	0	7	-	-	-	7	3.5	-	-	-	3.5	F	0.0
English 2nd	50	-	-	-	-	0	13	-	-	-	13	6.5	-	-	-	6.5		
Mathematics	100	-	-	-	-	0	15	8	-	-	23	7.5	4.0	-	-	11.5	F	0.0
Relegion	100	-	-	-	-	0	34	16	-	-	50	17	8.0	-	-	25.0	F	0.0
BD & Glob.Studies	100	-	-	-	-	0	38	10	-	-	48	19	5.0	-	-	24.0	F	0.0
Agriculture	100	-	-	-	-	0	40	15	-	-	55	20	7.5	-	-	27.5	F	0.0
ICT	50	-	-	-	-	0	15	7	-	-	22	7.5	3.5	-	-	11.0	F	0.0
General Science	100	-	-	-	-	0	30	10	-	-	40	15	5.0	-	-	20.0	F	0.0

Exam Name	Total Marks	Grade	GPA	Section Position	Result Status	Without 4th	Failed Subject	Working Days	Present	Absent
HALF YEARLY	26	F	0	-	Failed	0.0	4			
Annual Exam	322	F	0	-	Failed	0.0	2			
<b>GRAND FINAL</b>	<b>174</b>	<b>F</b>	<b>0</b>	-	<b>Failed</b>	<b>0.0</b>	<b>0</b>			

Comments



Moral & Behavior Evaluation					Co-Curricular Activities				
Excellent	Good	Average	Poor		Sports	Cultural Function	Scout/BNC	Math Olympiad	

Class Teacher

Headmaster

# OXFORD ACADEMY

SHIBALAYA, MANIKGANJ



## PROGRESS REPORT

Range	Grade	GPA
80-100	A+	5.0
70-79	A	4.0
60-69	A-	3.5
50-59	B	3.0
40-49	C	2.0
33-39	D	1.0
00-32	F	0.0

Name of Student : *Fimena Akter*  
 Student ID : 2126318  
 Roll No. : 62

Class : *SEVEN-Day-C*  
 Group : *N/A*  
 Year/Session : *2018*

Name of Subjects	Full Marks	HALF YEARLY				Total Marks	Annual Exam				Total Marks	GRAND FINAL				Total Marks	Letter Grade	Grade Point
		CR	MCQ	NA			CR	MCQ	NA			CR	MCQ	NA				
Bangla 1st	100	31	12	-	-	43	45	7	-	-	52	38	9.5	-	-	47.5	B	3.0
Bangla 2nd	50	19	10	-	-	29	22	7	-	-	29	20.5	8.5	-	-	29.0		
English 1st	100	34	-	-	-	34	37	-	-	-	37	35.5	-	-	-	35.5	D	1.0
English 2nd	50	12	-	-	-	12	20	-	-	-	20	16	-	-	-	16.0		
Mathematics	100	2	10	-	-	12	8	12	-	-	20	5	11.0	-	-	16.0	F	0.0
Relegion	100	45	12	-	-	57	48	16	-	-	64	46.5	14.0	-	-	60.5	A-	3.5
BD & Glob.Studies	100	54	16	-	-	70	56	14	-	-	70	55	15.0	-	-	70.0	A	4.0
Agriculture	100	45	8	-	-	53	53	8	-	-	61	49	8.0	-	-	57.0	B	3.0
ICT	50	17	9	-	-	26	18	11	-	-	29	17.5	10.0	-	-	27.5	B	3.0
General Science	100	24	11	-	-	35	41	12	-	-	53	32.5	11.5	-	-	44.0	C	2.0

Exam Name	Total Marks	Grade	GPA	Section Position	Result Status	Without 4th	Failed Subject	Working Days	Present	Absent
HALF YEARLY	371	F	0	-	Failed	0.0	2			
Annual Exam	435	F	0	-	Failed	0.0	1			
<b>GRAND FINAL</b>	<b>403</b>	<b>F</b>	<b>0</b>	-	<b>Failed</b>	<b>0.0</b>	<b>0</b>			

Comments



Moral & Behavior Evaluation					Co-Curricular Activities				
Excellent	Good	Average	Poor		Sports	Cultural Function	Scout/BNC	Math Olympiad	

Class Teacher

Headmaster

# OXFORD ACADEMY

SHIBALAYA, MANIKGANJ



## PROGRESS REPORT

Range	Grade	GPA
80-100	A+	5.0
70-79	A	4.0
60-69	A-	3.5
50-59	B	3.0
40-49	C	2.0
33-39	D	1.0
00-32	F	0.0

Name of Student : *Md. Rasel Molla*  
 Student ID : 2126518  
 Roll No. : 64

Class : *SEVEN-Day-C*  
 Group : *N/A*  
 Year/Session : *2018*

Name of Subjects	Full Marks	HALF YEARLY				Total Marks	Annual Exam				Total Marks	GRAND FINAL				Total Marks	Letter Grade	Grade Point
		CR	MCQ	NA			CR	MCQ	NA			CR	MCQ	NA				
Bangla 1st	100	27	12	-	-	39	39	15	-	-	54	33	13.5	-	-	46.5	C	2.0
Bangla 2nd	50	16	11	-	-	27	15	7	-	-	22	15.5	9.0	-	-	24.5		
English 1st	100	20	-	-	-	20	45	-	-	-	45	32.5	-	-	-	32.5	D	1.0
English 2nd	50	19	-	-	-	19	24	-	-	-	24	21.5	-	-	-	21.5		
Mathematics	100	6	7	-	-	13	38	14	-	-	52	22	10.5	-	-	32.5	F	0.0
Relegion	100	40	16	-	-	56	39	16	-	-	55	39.5	16.0	-	-	55.5	B	3.0
BD & Glob.Studies	100	36	12	-	-	48	46	14	-	-	60	41	13.0	-	-	54.0	B	3.0
Agriculture	100	39	15	-	-	54	39	12	-	-	51	39	13.5	-	-	52.5	B	3.0
ICT	50	18	16	-	-	34	19	10	-	-	29	18.5	13.0	-	-	31.5	A-	3.5
General Science	100	23	6	-	-	29	36	19	-	-	55	29.5	12.5	-	-	42.0	C	2.0

Exam Name	Total Marks	Grade	GPA	Section Position	Result Status	Without 4th	Failed Subject	Working Days	Present	Absent
HALF YEARLY	339	F	0	-	Failed	0.0	3			
Annual Exam	447	C	2.94	7	Passed	2.94	0			
<b>GRAND FINAL</b>	<b>393</b>	<b>D</b>	<b>1.47</b>	11	<b>Passed</b>	<b>1.47</b>	<b>0</b>			

Comments



Moral & Behavior Evaluation					Co-Curricular Activities				
Excellent	Good	Average	Poor		Sports	Cultural Function	Scout/BNC	Math Olympiad	

Class Teacher

Headmaster

# OXFORD ACADEMY

SHIBALAYA, MANIKGANJ



## PROGRESS REPORT

Range	Grade	GPA
80-100	A+	5.0
70-79	A	4.0
60-69	A-	3.5
50-59	B	3.0
40-49	C	2.0
33-39	D	1.0
00-32	F	0.0

Name of Student : *Akhi Alomgir*  
 Student ID : 2126618  
 Roll No. : 65

Class : *SEVEN-Day-C*  
 Group : *N/A*  
 Year/Session : *2018*

Name of Subjects	Full Marks	HALF YEARLY				Total Marks	Annual Exam				Total Marks	GRAND FINAL				Total Marks	Letter Grade	Grade Point
		CR	MCQ	NA			CR	MCQ	NA			CR	MCQ	NA				
Bangla 1st	100	32	10	-	-	42	45	15	-	-	60	38.5	12.5	-	-	51.0	B	3.0
Bangla 2nd	50	22	12	-	-	34	25	13	-	-	38	23.5	12.5	-	-	36.0		
English 1st	100	52	-	-	-	52	54	-	-	-	54	53	-	-	-	53.0	B	3.0
English 2nd	50	22	-	-	-	22	35	-	-	-	35	28.5	-	-	-	28.5		
Mathematics	100	23	13	-	-	36	42	15	-	-	57	32.5	14.0	-	-	46.5	C	2.0
Relegion	100	49	16	-	-	65	45	18	-	-	63	47	17.0	-	-	64.0	A-	3.5
BD & Glob.Studies	100	54	16	-	-	70	56	15	-	-	71	55	15.5	-	-	70.5	A	4.0
Agriculture	100	44	17	-	-	61	57	19	-	-	76	50.5	18.0	-	-	68.5	A-	3.5
ICT	50	20	13	-	-	33	20	17	-	-	37	20	15.0	-	-	35.0	A	4.0
General Science	100	33	12	-	-	45	47	23	-	-	70	40	17.5	-	-	57.5	B	3.0

Exam Name	Total Marks	Grade	GPA	Section Position	Result Status	Without 4th	Failed Subject	Working Days	Present	Absent
HALF YEARLY	460	C	2.81	3	Passed	2.81	0			
Annual Exam	561	A-	3.63	2	Passed	3.63	0			
<b>GRAND FINAL</b>	<b>510.5</b>	<b>B</b>	<b>3.22</b>	<b>3</b>	<b>Passed</b>	<b>3.22</b>	<b>0</b>			

Comments



Moral & Behavior Evaluation					Co-Curricular Activities				
Excellent	Good	Average	Poor		Sports	Cultural Function	Scout/BNC	Math Olympiad	

Class Teacher

Headmaster

# OXFORD ACADEMY

SHIBALAYA, MANIKGANJ



## PROGRESS REPORT

Range	Grade	GPA
80-100	A+	5.0
70-79	A	4.0
60-69	A-	3.5
50-59	B	3.0
40-49	C	2.0
33-39	D	1.0
00-32	F	0.0


Name of Student : *Kumari Disty Rani*  
 Student ID : 2126718  
 Roll No. : 66

Class : *SEVEN-Day-C*  
 Group : *N/A*  
 Year/Session : *2018*

Name of Subjects	Full Marks	HALF YEARLY				Total Marks	Annual Exam				Total Marks	GRAND FINAL				Total Marks	Letter Grade	Grade Point
		CR	MCQ	NA			CR	MCQ	NA			CR	MCQ	NA				
Bangla 1st	100	31	15	-	-	46	37	20	-	-	57	34	17.5	-	-	51.5	A-	3.5
Bangla 2nd	50	24	18	-	-	42	22	16	-	-	38	23	17.0	-	-	40.0		
English 1st	100	69	-	-	-	69	58	-	-	-	58	63.5	-	-	-	63.5	A-	3.5
English 2nd	50	31	-	-	-	31	35	-	-	-	35	33	-	-	-	33.0		
Mathematics	100	25	16	-	-	41	43	17	-	-	60	34	16.5	-	-	50.5	B	3.0
Relegion	100	44	28	-	-	72	55	30	-	-	85	49.5	29.0	-	-	78.5	A	4.0
BD & Glob.Studies	100	44	20	-	-	64	56	22	-	-	78	50	21.0	-	-	71.0	A	4.0
Agriculture	100	42	21	-	-	63	48	17	-	-	65	45	19.0	-	-	64.0	A-	3.5
ICT	50	20	16	-	-	36	19	20	-	-	39	19.5	18.0	-	-	37.5	A	4.0
General Science	100	40	16	-	-	56	31	17	-	-	48	35.5	16.5	-	-	52.0	B	3.0

Exam Name	Total Marks	Grade	GPA	Section Position	Result Status	Without 4th	Failed Subject	Working Days	Present	Absent
HALF YEARLY	520	B	3.31	1	Passed	3.31	0			
Annual Exam	563	A-	3.63	1	Passed	3.63	0			
<b>GRAND FINAL</b>	<b>541.5</b>	<b>B</b>	<b>3.47</b>	<b>1</b>	<b>Passed</b>	<b>3.47</b>	<b>0</b>			

Comments



Moral & Behavior Evaluation					Co-Curricular Activities				
Excellent	Good	Average	Poor		Sports	Cultural Function	Scout/BNC	Math Olympiad	

Class Teacher

Headmaster

# OXFORD ACADEMY

SHIBALAYA, MANIKGANJ



## PROGRESS REPORT

Range	Grade	GPA
80-100	A+	5.0
70-79	A	4.0
60-69	A-	3.5
50-59	B	3.0
40-49	C	2.0
33-39	D	1.0
00-32	F	0.0

Name of Student : *Kumari Dipa Rani*  
 Student ID : 2126818  
 Roll No. : 67

Class : *SEVEN-Day-C*  
 Group : *N/A*  
 Year/Session : *2018*

Name of Subjects	Full Marks	HALF YEARLY				Total Marks	Annual Exam				Total Marks	GRAND FINAL				Total Marks	Letter Grade	Grade Point
		CR	MCQ	NA			CR	MCQ	NA			CR	MCQ	NA				
Bangla 1st	100	29	18	-	-	47	36	20	-	-	56	32.5	19.0	-	-	51.5	A-	3.5
Bangla 2nd	50	26	18	-	-	44	22	16	-	-	38	24	17.0	-	-	41.0		
English 1st	100	71	-	-	-	71	59	-	-	-	59	65	-	-	-	65.0	A-	3.5
English 2nd	50	32	-	-	-	32	35	-	-	-	35	33.5	-	-	-	33.5		
Mathematics	100	23	13	-	-	36	39	15	-	-	54	31	14.0	-	-	45.0	C	2.0
Relegion	100	43	29	-	-	72	53	27	-	-	80	48	28.0	-	-	76.0	A	4.0
BD & Glob.Studies	100	44	21	-	-	65	52	21	-	-	73	48	21.0	-	-	69.0	A-	3.5
Agriculture	100	42	22	-	-	64	48	15	-	-	63	45	18.5	-	-	63.5	A-	3.5
ICT	50	18	15	-	-	33	20	20	-	-	40	19	17.5	-	-	36.5	A	4.0
General Science	100	41	16	-	-	57	32	20	-	-	52	36.5	18.0	-	-	54.5	B	3.0

Exam Name	Total Marks	Grade	GPA	Section Position	Result Status	Without 4th	Failed Subject	Working Days	Present	Absent
HALF YEARLY	521	B	3.19	2	Passed	3.19	0			
Annual Exam	550	A-	3.81	3	Passed	3.81	0			
<b>GRAND FINAL</b>	<b>535.5</b>	<b>A-</b>	<b>3.5</b>	<b>2</b>	<b>Passed</b>	<b>3.5</b>	<b>0</b>			

Comments



Moral & Behavior Evaluation					Co-Curricular Activities				
Excellent	Good	Average	Poor		Sports	Cultural Function	Scout/BNC	Math Olympiad	

Class Teacher

Headmaster

# OXFORD ACADEMY

SHIBALAYA, MANIKGANJ



## PROGRESS REPORT

Range	Grade	GPA
80-100	A+	5.0
70-79	A	4.0
60-69	A-	3.5
50-59	B	3.0
40-49	C	2.0
33-39	D	1.0
00-32	F	0.0

Name of Student : *Sharmin Akter*  
 Student ID : *2126918*  
 Roll No. : *68*

Class : *SEVEN-Day-C*  
 Group : *N/A*  
 Year/Session : *2018*

Name of Subjects	Full Marks	HALF YEARLY				Total Marks	Annual Exam				Total Marks	GRAND FINAL				Total Marks	Letter Grade	Grade Point
		CR	MCQ	NA			CR	MCQ	NA			CR	MCQ	NA				
Bangla 1st	100	26	14	-	-	40	-	-	-	-	-	13	7.0	-	-	20.0	F	0.0
Bangla 2nd	50	13	10	-	-	23	-	-	-	-	-	6.5	5.0	-	-	11.5		
English 1st	100	21	-	-	-	21	-	-	-	-	-	10.5	-	-	-	10.5	F	0.0
English 2nd	50	11	-	-	-	11	-	-	-	-	-	5.5	-	-	-	5.5		
Mathematics	100	1	11	-	-	12	-	-	-	-	-	0.5	5.5	-	-	6.0	F	0.0
Relegion	100	27	15	-	-	42	-	-	-	-	-	13.5	7.5	-	-	21.0	F	0.0
BD & Glob.Studies	100	40	13	-	-	53	-	-	-	-	-	20	6.5	-	-	26.5	F	0.0
Agriculture	100	29	11	-	-	40	-	-	-	-	-	14.5	5.5	-	-	20.0	F	0.0
ICT	50	12	7	-	-	19	-	-	-	-	-	6	3.5	-	-	9.5	F	0.0
General Science	100	23	10	-	-	33	-	-	-	-	-	11.5	5.0	-	-	16.5	F	0.0

Exam Name	Total Marks	Grade	GPA	Section Position	Result Status	Without 4th	Failed Subject	Working Days	Present	Absent
HALF YEARLY	294	F	0	-	Failed	0.0	3			
Annual Exam	0	F	0	-	Failed	0.0	8			
<b>GRAND FINAL</b>	<b>147</b>	<b>F</b>	<b>0</b>	-	<b>Failed</b>	<b>0.0</b>	<b>0</b>			

Comments



Moral & Behavior Evaluation					Co-Curricular Activities				
Excellent	Good	Average	Poor		Sports	Cultural Function	Scout/BNC	Math Olympiad	

Class Teacher

Headmaster

# OXFORD ACADEMY

SHIBALAYA, MANIKGANJ



## PROGRESS REPORT

Range	Grade	GPA
80-100	A+	5.0
70-79	A	4.0
60-69	A-	3.5
50-59	B	3.0
40-49	C	2.0
33-39	D	1.0
00-32	F	0.0

Name of Student : *Sadekul Islam*  
 Student ID : 2127018  
 Roll No. : 69

Class : *SEVEN-Day-C*  
 Group : *N/A*  
 Year/Session : 2018

Name of Subjects	Full Marks	HALF YEARLY				Total Marks	Annual Exam				Total Marks	GRAND FINAL				Total Marks	Letter Grade	Grade Point
		CR	MCQ	NA			CR	MCQ	NA			CR	MCQ	NA				
Bangla 1st	100	14	7	-	-	21	35	19	-	-	54	24.5	13.0	-	-	37.5	C	2.0
Bangla 2nd	50	20	16	-	-	36	19	7	-	-	26	19.5	11.5	-	-	31.0		
English 1st	100	24	-	-	-	24	47	-	-	-	47	35.5	-	-	-	35.5	C	2.0
English 2nd	50	17	-	-	-	17	32	-	-	-	32	24.5	-	-	-	24.5		
Mathematics	100	14	11	-	-	25	43	17	-	-	60	28.5	14.0	-	-	42.5	C	2.0
Relegion	100	34	18	-	-	52	47	22	-	-	69	40.5	20.0	-	-	60.5	A-	3.5
BD & Glob.Studies	100	29	22	-	-	51	47	18	-	-	65	38	20.0	-	-	58.0	B	3.0
Agriculture	100	39	19	-	-	58	36	15	-	-	51	37.5	17.0	-	-	54.5	B	3.0
ICT	50	16	17	-	-	33	15	10	-	-	25	15.5	13.5	-	-	29.0	B	3.0
General Science	100	25	12	-	-	37	32	18	-	-	50	28.5	15.0	-	-	43.5	C	2.0

Exam Name	Total Marks	Grade	GPA	Section Position	Result Status	Without 4th	Failed Subject	Working Days	Present	Absent
HALF YEARLY	354	F	0	-	Failed	0.0	2			
Annual Exam	479	B	3.19	5	Passed	3.19	0			
<b>GRAND FINAL</b>	<b>416.5</b>	<b>D</b>	<b>1.6</b>	<b>6</b>	<b>Passed</b>	<b>1.6</b>	<b>0</b>			

Comments



Moral & Behavior Evaluation					Co-Curricular Activities				
Excellent	Good	Average	Poor		Sports	Cultural Function	Scout/BNC	Math Olympiad	

Class Teacher

Headmaster



# OXFORD ACADEMY

SHIBALAYA, MANIKGANJ



## PROGRESS REPORT

Range	Grade	GPA
80-100	A+	5.0
70-79	A	4.0
60-69	A-	3.5
50-59	B	3.0
40-49	C	2.0
33-39	D	1.0
00-32	F	0.0

Name of Student : *Jubayer Rahman*  
 Student ID : 2136418  
 Roll No. : 70

Class : *SEVEN-Day-C*  
 Group : *N/A*  
 Year/Session : *2018*

Name of Subjects	Full Marks	HALF YEARLY				Total Marks	Annual Exam				Total Marks	GRAND FINAL				Total Marks	Letter Grade	Grade Point
		CR	MCQ	NA			CR	MCQ	NA			CR	MCQ	NA				
Bangla 1st	100	32	8	-	-	40	27	16	-	-	43	29.5	12.0	-	-	41.5	C	2.0
Bangla 2nd	50	15	9	-	-	24	17	9	-	-	26	16	9.0	-	-	25.0		
English 1st	100	23	-	-	-	23	36	-	-	-	36	29.5	-	-	-	29.5	F	0.0
English 2nd	50	15	-	-	-	15	22	-	-	-	22	18.5	-	-	-	18.5		
Mathematics	100	4	13	-	-	17	20	9	-	-	29	12	11.0	-	-	23.0	F	0.0
Relegion	100	32	17	-	-	49	31	12	-	-	43	31.5	14.5	-	-	46.0	C	2.0
BD & Glob.Studies	100	35	9	-	-	44	39	13	-	-	52	37	11.0	-	-	48.0	C	2.0
Agriculture	100	34	12	-	-	46	26	10	-	-	36	30	11.0	-	-	41.0	C	2.0
ICT	50	16	8	-	-	24	11	11	-	-	22	13.5	9.5	-	-	23.0	C	2.0
General Science	100	18	12	-	-	30	25	15	-	-	40	21.5	13.5	-	-	35.0	D	1.0

Exam Name	Total Marks	Grade	GPA	Section Position	Result Status	Without 4th	Failed Subject	Working Days	Present	Absent
HALF YEARLY	312	F	0	-	Failed	0.0	4			
Annual Exam	349	F	0	-	Failed	0.0	1			
<b>GRAND FINAL</b>	<b>330.5</b>	<b>F</b>	<b>0</b>	-	<b>Failed</b>	<b>0.0</b>	<b>0</b>			

Comments



Moral & Behavior Evaluation					Co-Curricular Activities				
Excellent	Good	Average	Poor		Sports	Cultural Function	Scout/BNC	Math Olympiad	

Class Teacher

Headmaster

# OXFORD ACADEMY

SHIBALAYA, MANIKGANJ



## PROGRESS REPORT

Range	Grade	GPA
80-100	A+	5.0
70-79	A	4.0
60-69	A-	3.5
50-59	B	3.0
40-49	C	2.0
33-39	D	1.0
00-32	F	0.0

Name of Student : *Sharmin Sultana Shila*  
 Student ID : 2127118  
 Roll No. : 71

Class : *SEVEN-Day-C*  
 Group : *N/A*  
 Year/Session : 2018

Name of Subjects	Full Marks	HALF YEARLY				Total Marks	Annual Exam				Total Marks	GRAND FINAL				Total Marks	Letter Grade	Grade Point
		CR	MCQ	NA			CR	MCQ	NA			CR	MCQ	NA				
Bangla 1st	100	30	10	-	-	40	37	12	-	-	49	33.5	11.0	-	-	44.5	C	2.0
Bangla 2nd	50	20	8	-	-	28	19	10	-	-	29	19.5	9.0	-	-	28.5		
English 1st	100	21	-	-	-	21	33	-	-	-	33	27	-	-	-	27.0	F	0.0
English 2nd	50	13	-	-	-	13	21	-	-	-	21	17	-	-	-	17.0		
Mathematics	100	12	11	-	-	23	34	9	-	-	43	23	10.0	-	-	33.0	D	1.0
Relegion	100	39	12	-	-	51	43	15	-	-	58	41	13.5	-	-	54.5	B	3.0
BD & Glob.Studies	100	45	14	-	-	59	54	16	-	-	70	49.5	15.0	-	-	64.5	A-	3.5
Agriculture	100	46	19	-	-	65	42	9	-	-	51	44	14.0	-	-	58.0	B	3.0
ICT	50	17	11	-	-	28	16	11	-	-	27	16.5	11.0	-	-	27.5	B	3.0
General Science	100	23	11	-	-	34	33	16	-	-	49	28	13.5	-	-	41.5	C	2.0

Exam Name	Total Marks	Grade	GPA	Section Position	Result Status	Without 4th	Failed Subject	Working Days	Present	Absent
HALF YEARLY	362	F	0	-	Failed	0.0	2			
Annual Exam	430	C	2.63	9	Passed	2.63	0			
<b>GRAND FINAL</b>	<b>396</b>	<b>D</b>	<b>1.32</b>	10	<b>Passed</b>	<b>1.32</b>	<b>0</b>			

Comments



Moral & Behavior Evaluation					Co-Curricular Activities				
Excellent	Good	Average	Poor		Sports	Cultural Function	Scout/BNC	Math Olympiad	

Class Teacher

Headmaster

# OXFORD ACADEMY

SHIBALAYA, MANIKGANJ



## PROGRESS REPORT

Range	Grade	GPA
80-100	A+	5.0
70-79	A	4.0
60-69	A-	3.5
50-59	B	3.0
40-49	C	2.0
33-39	D	1.0
00-32	F	0.0

Name of Student : *Siam Molla*  
 Student ID : 2127218  
 Roll No. : 72

Class : *SEVEN-Day-C*  
 Group : *N/A*  
 Year/Session : *2018*

Name of Subjects	Full Marks	HALF YEARLY				Total Marks	Annual Exam				Total Marks	GRAND FINAL				Total Marks	Letter Grade	Grade Point
		CR	MCQ	NA			CR	MCQ	NA			CR	MCQ	NA				
Bangla 1st	100	17	12	-	-	29	33	18	-	-	51	25	15.0	-	-	40.0	C	2.0
Bangla 2nd	50	12	14	-	-	26	23	8	-	-	31	17.5	11.0	-	-	28.5		
English 1st	100	26	-	-	-	26	52	-	-	-	52	39	-	-	-	39.0	C	2.0
English 2nd	50	15	-	-	-	15	27	-	-	-	27	21	-	-	-	21.0		
Mathematics	100	10	13	-	-	23	32	15	-	-	47	21	14.0	-	-	35.0	D	1.0
Relegion	100	32	21	-	-	53	24	22	-	-	46	28	21.5	-	-	49.5	C	2.0
BD & Glob.Studies	100	35	19	-	-	54	38	21	-	-	59	36.5	20.0	-	-	56.5	B	3.0
Agriculture	100	30	19	-	-	49	31	15	-	-	46	30.5	17.0	-	-	47.5	C	2.0
ICT	50	17	17	-	-	34	15	12	-	-	27	16	14.5	-	-	30.5	A-	3.5
General Science	100	23	12	-	-	35	23	19	-	-	42	23	15.5	-	-	38.5	D	1.0

Exam Name	Total Marks	Grade	GPA	Section Position	Result Status	Without 4th	Failed Subject	Working Days	Present	Absent
HALF YEARLY	344	F	0	-	Failed	0.0	2			
Annual Exam	428	C	2.5	11	Passed	2.5	0			
<b>GRAND FINAL</b>	<b>386</b>	<b>D</b>	<b>1.25</b>	12	<b>Passed</b>	<b>1.25</b>	<b>0</b>			

Comments



Moral & Behavior Evaluation					Co-Curricular Activities				
Excellent	Good	Average	Poor		Sports	Cultural Function	Scout/BNC	Math Olympiad	

Class Teacher

Headmaster

# OXFORD ACADEMY

SHIBALAYA, MANIKGANJ



## PROGRESS REPORT

Range	Grade	GPA
80-100	A+	5.0
70-79	A	4.0
60-69	A-	3.5
50-59	B	3.0
40-49	C	2.0
33-39	D	1.0
00-32	F	0.0


Name of Student : *Monira Akter*  
 Student ID : 2138618  
 Roll No. : 73

Class : *SEVEN-Day-C*  
 Group : *N/A*  
 Year/Session : *2018*

Name of Subjects	Full Marks	HALF YEARLY				Total Marks	Annual Exam				Total Marks	GRAND FINAL				Total Marks	Letter Grade	Grade Point
		CR	MCQ	NA			CR	MCQ	NA			CR	MCQ	NA				
Bangla 1st	100	-	-	-	-	0	27	18	-	-	45	13.5	9.0	-	-	22.5	F	0.0
Bangla 2nd	50	-	-	-	-	0	22	11	-	-	33	11	5.5	-	-	16.5		
English 1st	100	-	-	-	-	0	24	-	-	-	24	12	-	-	-	12.0	F	0.0
English 2nd	50	-	-	-	-	0	28	-	-	-	28	14	-	-	-	14.0		
Mathematics	100	-	-	-	-	0	36	14	-	-	50	18	7.0	-	-	25.0	F	0.0
Relegion	100	-	-	-	-	0	40	23	-	-	63	20	11.5	-	-	31.5	F	0.0
BD & Glob.Studies	100	-	-	-	-	0	41	19	-	-	60	20.5	9.5	-	-	30.0	F	0.0
Agriculture	100	-	-	-	-	0	39	10	-	-	49	19.5	5.0	-	-	24.5	F	0.0
ICT	50	-	-	-	-	0	18	12	-	-	30	9	6.0	-	-	15.0	F	0.0
General Science	100	-	-	-	-	0	31	15	-	-	46	15.5	7.5	-	-	23.0	F	0.0

Exam Name	Total Marks	Grade	GPA	Section Position	Result Status	Without 4th	Failed Subject	Working Days	Present	Absent
HALF YEARLY	0	-	0	-	0	0.0	0			
Annual Exam	428	C	2.69	10	Passed	2.69	0			
<b>GRAND FINAL</b>	<b>214</b>	<b>D</b>	<b>1.35</b>	<b>15</b>	<b>Passed</b>	<b>1.35</b>	<b>0</b>			

Comments



Moral & Behavior Evaluation					Co-Curricular Activities				
Excellent	Good	Average	Poor		Sports	Cultural Function	Scout/BNC	Math Olympiad	

Class Teacher

Headmaster