

OXFORD ACADEMY

SHIBALAYA, MANIKGANJ



PROGRESS REPORT

Range	Grade	GPA
80-100	A+	5.0
70-79	A	4.0
60-69	A-	3.5
50-59	B	3.0
40-49	C	2.0
33-39	D	1.0
00-32	F	0.0

Name of Student : *Ratna Akter*
 Student ID : 2044617
 Roll No. : 1

Class : *NINE-Day-HM-C*
 Group : *HUMANITIES*
 Year/Session : *2018*

Name of Subjects	Full Marks	HALF YEARLY				Total Marks	Annual Exam				Total Marks	GRAND FINAL				Total Marks	Letter Grade	Grade Point
		CR	MCQ	PR			CR	MCQ	PR			CR	MCQ	PR				
Bangla 1st	100	46	15	-	-	61	54	27	-	-	81	50	21.0	-	-	71.0	B	3.0
Bangla 2nd	100	25	13	-	-	38	40	10	-	-	50	32.5	11.5	-	-	44.0		
English 1st	100	40	-	-	-	40	49	-	-	-	49	44.5	-	-	-	44.5	D	1.0
English 2nd	100	37	-	-	-	37	25	-	-	-	25	31	-	-	-	31.0		
Mathematics	100	19	15	-	-	34	28	14	-	-	42	23.5	14.5	-	-	38.0	D	1.0
Relegion	100	57	21	-	-	78	54	22	-	-	76	55.5	21.5	-	-	77.0	A	4.0
Agriculture (4th)	100	34	19	19	-	72	45	18	25	-	88	39.5	18.5	22.0	-	80.0	A+	5.0
ICT	50	20	20	20	-	40	-	17	20	-	37	10	18.5	20.0	-	38.5	A	4.0
General Science	100	39	13	-	-	52	32	23	-	-	55	35.5	18.0	-	-	53.5	B	3.0
History	100	39	24	-	-	63	51	23	-	-	74	45	23.5	-	-	68.5	A-	3.5
Geography	100	23	16	-	-	39	44	16	-	-	60	33.5	16.0	-	-	49.5	C	2.0
Civics	100	39	15	-	-	54	44	18	-	-	62	41.5	16.5	-	-	58.0	B	3.0

Exam Name	Total Marks	Grade	GPA	Group Position	Result Status	Without 4th	Failed Subject	Working Days	Present	Absent
HALF YEARLY	608	F	0	-	Failed	0.0	1			
Annual Exam	699	A-	3.5	2	Passed	3.17	0			
GRAND FINAL	653.5	B	3.06	1	Passed	2.72	0			

Comments



Moral & Behavior Evaluation					Co-Curricular Activities				
Excellent	Good	Average	Poor		Sports	Cultural Function	Scout/BNC	Math Olympiad	

Class Teacher

Headmaster

OXFORD ACADEMY

SHIBALAYA, MANIKGANJ



PROGRESS REPORT

Range	Grade	GPA
80-100	A+	5.0
70-79	A	4.0
60-69	A-	3.5
50-59	B	3.0
40-49	C	2.0
33-39	D	1.0
00-32	F	0.0

Name of Student : *Sirabony Akter*
 Student ID : 2043317
 Roll No. : 2

Class : *NINE-Day-HM-C*
 Group : *HUMANITIES*
 Year/Session : *2018*

Name of Subjects	Full Marks	HALF YEARLY				Total Marks	Annual Exam				Total Marks	GRAND FINAL				Total Marks	Letter Grade	Grade Point
		CR	MCQ	PR			CR	MCQ	PR			CR	MCQ	PR				
Bangla 1st	100	46	17	-	-	63	57	27	-	-	84	51.5	22.0	-	-	73.5	A-	3.5
Bangla 2nd	100	29	13	-	-	42	41	10	-	-	51	35	11.5	-	-	46.5		
English 1st	100	42	-	-	-	42	54	-	-	-	54	48	-	-	-	48.0	C	2.0
English 2nd	100	45	-	-	-	45	25	-	-	-	25	35	-	-	-	35.0		
Mathematics	100	19	11	-	-	30	26	14	-	-	40	22.5	12.5	-	-	35.0	F	0.0
Relegion	100	55	23	-	-	78	56	21	-	-	77	55.5	22.0	-	-	77.5	A	4.0
Agriculture (4th)	100	33	22	22	-	77	45	18	25	-	88	39	20.0	23.5	-	82.5	A+	5.0
ICT	50	21	21	20	-	41	-	16	20	-	36	10.5	18.5	20.0	-	38.5	A	4.0
General Science	100	47	15	-	-	62	43	23	-	-	66	45	19.0	-	-	64.0	A-	3.5
History	100	46	25	-	-	71	49	21	-	-	70	47.5	23.0	-	-	70.5	A	4.0
Geography	100	23	17	-	-	40	47	17	-	-	64	35	17.0	-	-	52.0	B	3.0
Civics	100	47	18	-	-	65	47	18	-	-	65	47	18.0	-	-	65.0	A-	3.5

Exam Name	Total Marks	Grade	GPA	Group Position	Result Status	Without 4th	Failed Subject	Working Days	Present	Absent
HALF YEARLY	656	F	0	-	Failed	0.0	1			
Annual Exam	720	A-	3.56	1	Passed	3.22	0			
GRAND FINAL	688	F	0	-	Failed	0.0	1			

Comments



Moral & Behavior Evaluation					Co-Curricular Activities				
Excellent	Good	Average	Poor		Sports	Cultural Function	Scout/BNC	Math Olympiad	

Class Teacher

Headmaster

OXFORD ACADEMY

SHIBALAYA, MANIKGANJ



PROGRESS REPORT

Range	Grade	GPA
80-100	A+	5.0
70-79	A	4.0
60-69	A-	3.5
50-59	B	3.0
40-49	C	2.0
33-39	D	1.0
00-32	F	0.0

Name of Student : *Helena Akter*
 Student ID : 2044017
 Roll No. : 3

Class : *NINE-Day-HM-C*
 Group : *HUMANITIES*
 Year/Session : *2018*

Name of Subjects	Full Marks	HALF YEARLY				Total Marks	Annual Exam				Total Marks	GRAND FINAL				Total Marks	Letter Grade	Grade Point
		CR	MCQ	PR			CR	MCQ	PR			CR	MCQ	PR				
Bangla 1st	100	30	17	-	-	47	38	27	-	-	65	34	22.0	-	-	56.0	B	3.0
Bangla 2nd	100	24	14	-	-	38	43	12	-	-	55	33.5	13.0	-	-	46.5		
English 1st	100	47	-	-	-	47	60	-	-	-	60	53.5	-	-	-	53.5	C	2.0
English 2nd	100	54	-	-	-	54	25	-	-	-	25	39.5	-	-	-	39.5		
Mathematics	100	21	16	-	-	37	32	13	-	-	45	26.5	14.5	-	-	41.0	C	2.0
Relegion	100	43	22	-	-	65	45	24	-	-	69	44	23.0	-	-	67.0	A-	3.5
Agriculture (4th)	100	34	21	21	-	76	45	19	25	-	89	39.5	20.0	23.0	-	82.5	A+	5.0
ICT	50	22	22	20	-	42	-	19	20	-	39	11	20.5	20.0	-	40.5	A+	5.0
General Science	100	37	15	-	-	52	37	22	-	-	59	37	18.5	-	-	55.5	B	3.0
History	100	37	24	-	-	61	37	18	-	-	55	37	21.0	-	-	58.0	B	3.0
Geography	100	23	17	-	-	40	42	15	-	-	57	32.5	16.0	-	-	48.5	C	2.0
Civics	100	42	18	-	-	60	44	18	-	-	62	43	18.0	-	-	61.0	A-	3.5

Exam Name	Total Marks	Grade	GPA	Group Position	Result Status	Without 4th	Failed Subject	Working Days	Present	Absent
HALF YEARLY	619	F	0	-	Failed	0.0	1			
Annual Exam	680	B	3.39	4	Passed	3.06	0			
GRAND FINAL	649.5	B	3.33	2	Passed	3.0	0			

Comments



Moral & Behavior Evaluation					Co-Curricular Activities				
Excellent	Good	Average	Poor		Sports	Cultural Function	Scout/BNC	Math Olympiad	

Class Teacher

Headmaster

OXFORD ACADEMY

SHIBALAYA, MANIKGANJ



PROGRESS REPORT

Range	Grade	GPA
80-100	A+	5.0
70-79	A	4.0
60-69	A-	3.5
50-59	B	3.0
40-49	C	2.0
33-39	D	1.0
00-32	F	0.0


Name of Student : *Monita Akter*
 Student ID : 2043917
 Roll No. : 4

Class : *NINE-Day-HM-C*
 Group : *HUMANITIES*
 Year/Session : *2018*

Name of Subjects	Full Marks	HALF YEARLY				Total Marks	Annual Exam				Total Marks	GRAND FINAL				Total Marks	Letter Grade	Grade Point
		CR	MCQ	PR			CR	MCQ	PR			CR	MCQ	PR				
Bangla 1st	100	37	20	-	-	57	53	24	-	-	77	45	22.0	-	-	67.0	B	3.0
Bangla 2nd	100	27	14	-	-	41	41	10	-	-	51	34	12.0	-	-	46.0		
English 1st	100	33	-	-	-	33	43	-	-	-	43	38	-	-	-	38.0	F	0.0
English 2nd	100	33	-	-	-	33	18	-	-	-	18	25.5	-	-	-	25.5		
Mathematics	100	14	13	-	-	27	38	15	-	-	53	26	14.0	-	-	40.0	C	2.0
Relegion	100	53	21	-	-	74	56	22	-	-	78	54.5	21.5	-	-	76.0	A	4.0
Agriculture (4th)	100	32	21	21	-	74	42	19	25	-	86	37	20.0	23.0	-	80.0	A+	5.0
ICT	50	19	19	20	-	39	-	17	20	-	37	9.5	18.0	20.0	-	38.0	A	4.0
General Science	100	32	14	-	-	46	41	22	-	-	63	36.5	18.0	-	-	54.5	B	3.0
History	100	44	25	-	-	69	48	23	-	-	71	46	24.0	-	-	70.0	A	4.0
Geography	100	23	17	-	-	40	45	16	-	-	61	34	16.5	-	-	50.5	B	3.0
Civics	100	46	20	-	-	66	41	20	-	-	61	43.5	20.0	-	-	63.5	A-	3.5

Exam Name	Total Marks	Grade	GPA	Group Position	Result Status	Without 4th	Failed Subject	Working Days	Present	Absent
HALF YEARLY	599	F	0	-	Failed	0.0	1			
Annual Exam	699	F	0	-	Failed	0.0	1			
GRAND FINAL	649	F	0	-	Failed	0.0	1			

Comments



Moral & Behavior Evaluation					Co-Curricular Activities				
Excellent	Good	Average	Poor		Sports	Cultural Function	Scout/BNC	Math Olympiad	

Class Teacher

Headmaster

OXFORD ACADEMY

SHIBALAYA, MANIKGANJ



PROGRESS REPORT

Range	Grade	GPA
80-100	A+	5.0
70-79	A	4.0
60-69	A-	3.5
50-59	B	3.0
40-49	C	2.0
33-39	D	1.0
00-32	F	0.0


Name of Student : *Toma Akter*
 Student ID : 2044917
 Roll No. : 5

Class : *NINE-Day-HM-C*
 Group : *HUMANITIES*
 Year/Session : *2018*

Name of Subjects	Full Marks	HALF YEARLY				Total Marks	Annual Exam				Total Marks	GRAND FINAL				Total Marks	Letter Grade	Grade Point
		CR	MCQ	PR			CR	MCQ	PR			CR	MCQ	PR				
Bangla 1st	100	28	19	-	-	47	41	19	-	-	60	34.5	19.0	-	-	53.5	C	2.0
Bangla 2nd	100	18	9	-	-	27	37	10	-	-	47	27.5	9.5	-	-	37.0		
English 1st	100	33	-	-	-	33	53	-	-	-	53	43	-	-	-	43.0	D	1.0
English 2nd	100	33	-	-	-	33	17	-	-	-	17	25	-	-	-	25.0		
Mathematics	100	11	12	-	-	23	28	13	-	-	41	19.5	12.5	-	-	32.0	F	0.0
Relegion	100	50	20	-	-	70	55	22	-	-	77	52.5	21.0	-	-	73.5	A	4.0
Agriculture (4th)	100	33	16	16	-	65	43	19	25	-	87	38	17.5	20.5	-	76.0	A	4.0
ICT	50	15	15	20	-	35	-	19	20	-	39	7.5	17.0	20.0	-	37.0	A	4.0
General Science	100	23	10	-	-	33	31	19	-	-	50	27	14.5	-	-	41.5	C	2.0
History	100	41	21	-	-	62	42	22	-	-	64	41.5	21.5	-	-	63.0	A-	3.5
Geography	100	17	13	-	-	30	39	17	-	-	56	28	15.0	-	-	43.0	C	2.0
Civics	100	27	16	-	-	43	40	20	-	-	60	33.5	18.0	-	-	51.5	B	3.0

Exam Name	Total Marks	Grade	GPA	Group Position	Result Status	Without 4th	Failed Subject	Working Days	Present	Absent
HALF YEARLY	501	F	0	-	Failed	0.0	2			
Annual Exam	651	B	3.33	7	Passed	3.0	0			
GRAND FINAL	576	F	0	-	Failed	0.0	1			

Comments



Moral & Behavior Evaluation					Co-Curricular Activities				
Excellent	Good	Average	Poor		Sports	Cultural Function	Scout/BNC	Math Olympiad	

Class Teacher

Headmaster

OXFORD ACADEMY

SHIBALAYA, MANIKGANJ



PROGRESS REPORT

Range	Grade	GPA
80-100	A+	5.0
70-79	A	4.0
60-69	A-	3.5
50-59	B	3.0
40-49	C	2.0
33-39	D	1.0
00-32	F	0.0


Name of Student : *Puja Rani Dashi*
 Student ID : 2044817
 Roll No. : 6

Class : *NINE-Day-HM-C*
 Group : *HUMANITIES*
 Year/Session : *2018*

Name of Subjects	Full Marks	HALF YEARLY				Total Marks	Annual Exam				Total Marks	GRAND FINAL				Total Marks	Letter Grade	Grade Point
		CR	MCQ	PR			CR	MCQ	PR			CR	MCQ	PR				
Bangla 1st	100	30	11	-	-	41	51	27	-	-	78	40.5	19.0	-	-	59.5	C	2.0
Bangla 2nd	100	24	10	-	-	34	34	10	-	-	44	29	10.0	-	-	39.0		
English 1st	100	22	-	-	-	22	58	-	-	-	58	40	-	-	-	40.0	F	0.0
English 2nd	100	14	-	-	-	14	29	-	-	-	29	21.5	-	-	-	21.5		
Mathematics	100	14	11	-	-	25	28	12	-	-	40	21	11.5	-	-	32.5	F	0.0
Relegion	100	54	22	-	-	76	35	15	-	-	50	44.5	18.5	-	-	63.0	A-	3.5
Agriculture (4th)	100	33	18	18	-	69	45	18	25	-	88	39	18.0	21.5	-	78.5	A	4.0
ICT	50	16	16	20	-	36	-	19	20	-	39	8	17.5	20.0	-	37.5	A	4.0
General Science	100	23	11	-	-	34	14	22	-	-	36	18.5	16.5	-	-	35.0	F	0.0
History	100	42	19	-	-	61	41	24	-	-	65	41.5	21.5	-	-	63.0	A-	3.5
Geography	100	23	14	-	-	37	43	19	-	-	62	33	16.5	-	-	49.5	C	2.0
Civics	100	33	15	-	-	48	41	18	-	-	59	37	16.5	-	-	53.5	B	3.0

Exam Name	Total Marks	Grade	GPA	Group Position	Result Status	Without 4th	Failed Subject	Working Days	Present	Absent
HALF YEARLY	497	F	0	-	Failed	0.0	2			
Annual Exam	648	F	0	-	Failed	0.0	1			
GRAND FINAL	572.5	F	0	-	Failed	0.0	3			

Comments



Moral & Behavior Evaluation					Co-Curricular Activities				
Excellent	Good	Average	Poor		Sports	Cultural Function	Scout/BNC	Math Olympiad	

Class Teacher

Headmaster

OXFORD ACADEMY

SHIBALAYA, MANIKGANJ



PROGRESS REPORT

Range	Grade	GPA
80-100	A+	5.0
70-79	A	4.0
60-69	A-	3.5
50-59	B	3.0
40-49	C	2.0
33-39	D	1.0
00-32	F	0.0


Name of Student : *Puja Rani Shil*
 Student ID : 2043217
 Roll No. : 7

Class : *NINE-Day-HM-C*
 Group : *HUMANITIES*
 Year/Session : *2018*

Name of Subjects	Full Marks	HALF YEARLY				Total Marks	Annual Exam				Total Marks	GRAND FINAL				Total Marks	Letter Grade	Grade Point
		CR	MCQ	PR			CR	MCQ	PR			CR	MCQ	PR				
Bangla 1st	100	24	15	-	-	39	38	26	-	-	64	31	20.5	-	-	51.5	C	2.0
Bangla 2nd	100	26	12	-	-	38	38	10	-	-	48	32	11.0	-	-	43.0		
English 1st	100	33	-	-	-	33	53	-	-	-	53	43	-	-	-	43.0	F	0.0
English 2nd	100	13	-	-	-	13	29	-	-	-	29	21	-	-	-	21.0		
Mathematics	100	8	12	-	-	20	24	15	-	-	39	16	13.5	-	-	29.5	F	0.0
Relegion	100	45	22	-	-	67	41	14	-	-	55	43	18.0	-	-	61.0	A-	3.5
Agriculture (4th)	100	30	18	18	-	66	43	20	25	-	88	36.5	19.0	21.5	-	77.0	A	4.0
ICT	50	17	17	20	-	37	-	18	20	-	38	8.5	17.5	20.0	-	37.5	A	4.0
General Science	100	15	10	-	-	25	14	24	-	-	38	14.5	17.0	-	-	31.5	F	0.0
History	100	44	22	-	-	66	44	20	-	-	64	44	21.0	-	-	65.0	A-	3.5
Geography	100	23	13	-	-	36	38	17	-	-	55	30.5	15.0	-	-	45.5	C	2.0
Civics	100	32	16	-	-	48	37	15	-	-	52	34.5	15.5	-	-	50.0	B	3.0

Exam Name	Total Marks	Grade	GPA	Group Position	Result Status	Without 4th	Failed Subject	Working Days	Present	Absent
HALF YEARLY	488	F	0	-	Failed	0.0	3			
Annual Exam	623	F	0	-	Failed	0.0	1			
GRAND FINAL	555.5	F	0	-	Failed	0.0	3			

Comments



Moral & Behavior Evaluation					Co-Curricular Activities				
Excellent	Good	Average	Poor		Sports	Cultural Function	Scout/BNC	Math Olympiad	

Class Teacher

Headmaster

OXFORD ACADEMY

SHIBALAYA, MANIKGANJ



PROGRESS REPORT

Range	Grade	GPA
80-100	A+	5.0
70-79	A	4.0
60-69	A-	3.5
50-59	B	3.0
40-49	C	2.0
33-39	D	1.0
00-32	F	0.0

Name of Student : *Farjana Akter Liza*
 Student ID : 2045217
 Roll No. : 8

Class : *NINE-Day-HM-C*
 Group : *HUMANITIES*
 Year/Session : 2018

Name of Subjects	Full Marks	HALF YEARLY				Total Marks	Annual Exam				Total Marks	GRAND FINAL				Total Marks	Letter Grade	Grade Point
		CR	MCQ	PR			CR	MCQ	PR			CR	MCQ	PR				
Bangla 1st	100	29	12	-	-	41	35	23	-	-	58	32	17.5	-	-	49.5	D	1.0
Bangla 2nd	100	17	9	-	-	26	26	8	-	-	34	21.5	8.5	-	-	30.0		
English 1st	100	33	-	-	-	33	40	-	-	-	40	36.5	-	-	-	36.5	F	0.0
English 2nd	100	16	-	-	-	16	20	-	-	-	20	18	-	-	-	18.0		
Mathematics	100	18	13	-	-	31	23	13	-	-	36	20.5	13.0	-	-	33.5	F	0.0
Relegion	100	34	15	-	-	49	44	23	-	-	67	39	19.0	-	-	58.0	B	3.0
Agriculture (4th)	100	29	17	17	-	63	44	19	25	-	88	36.5	18.0	21.0	-	75.5	A	4.0
ICT	50	17	17	20	-	37	-	19	20	-	39	8.5	18.0	20.0	-	38.0	A	4.0
General Science	100	15	12	-	-	27	19	21	-	-	40	17	16.5	-	-	33.5	F	0.0
History	100	35	21	-	-	56	36	19	-	-	55	35.5	20.0	-	-	55.5	B	3.0
Geography	100	23	13	-	-	36	34	16	-	-	50	28.5	14.5	-	-	43.0	C	2.0
Civics	100	25	15	-	-	40	35	17	-	-	52	30	16.0	-	-	46.0	C	2.0

Exam Name	Total Marks	Grade	GPA	Group Position	Result Status	Without 4th	Failed Subject	Working Days	Present	Absent
HALF YEARLY	455	F	0	-	Failed	0.0	3			
Annual Exam	579	F	0	-	Failed	0.0	2			
GRAND FINAL	517	F	0	-	Failed	0.0	3			

Comments



Moral & Behavior Evaluation					Co-Curricular Activities				
Excellent	Good	Average	Poor		Sports	Cultural Function	Scout/BNC	Math Olympiad	

Class Teacher

Headmaster

OXFORD ACADEMY

SHIBALAYA, MANIKGANJ



PROGRESS REPORT

Range	Grade	GPA
80-100	A+	5.0
70-79	A	4.0
60-69	A-	3.5
50-59	B	3.0
40-49	C	2.0
33-39	D	1.0
00-32	F	0.0


Name of Student : *Shamanta Akter*
 Student ID : 2046117
 Roll No. : 9

Class : *NINE-Day-HM-C*
 Group : *HUMANITIES*
 Year/Session : *2018*

Name of Subjects	Full Marks	HALF YEARLY				Total Marks	Annual Exam				Total Marks	GRAND FINAL				Total Marks	Letter Grade	Grade Point
		CR	MCQ	PR			CR	MCQ	PR			CR	MCQ	PR				
Bangla 1st	100	44	17	-	-	61	43	18	-	-	61	43.5	17.5	-	-	61.0	B	3.0
Bangla 2nd	100	25	11	-	-	36	34	10	-	-	44	29.5	10.5	-	-	40.0		
English 1st	100	42	-	-	-	42	52	-	-	-	52	47	-	-	-	47.0	D	1.0
English 2nd	100	26	-	-	-	26	25	-	-	-	25	25.5	-	-	-	25.5		
Mathematics	100	21	10	-	-	31	33	13	-	-	46	27	11.5	-	-	38.5	D	1.0
Relegion	100	53	20	-	-	73	56	22	-	-	78	54.5	21.0	-	-	75.5	A	4.0
Agriculture (4th)	100	28	20	20	-	68	44	19	25	-	88	36	19.5	22.5	-	78.0	A	4.0
ICT	50	21	21	20	-	41	-	18	20	-	38	10.5	19.5	20.0	-	39.5	A	4.0
General Science	100	27	12	-	-	39	33	20	-	-	53	30	16.0	-	-	46.0	C	2.0
History	100	41	22	-	-	63	39	21	-	-	60	40	21.5	-	-	61.5	A-	3.5
Geography	100	23	16	-	-	39	41	16	-	-	57	32	16.0	-	-	48.0	C	2.0
Civics	100	41	17	-	-	58	39	19	-	-	58	40	18.0	-	-	58.0	B	3.0

Exam Name	Total Marks	Grade	GPA	Group Position	Result Status	Without 4th	Failed Subject	Working Days	Present	Absent
HALF YEARLY	577	F	0	-	Failed	0.0	1			
Annual Exam	660	B	3.28	6	Passed	2.94	0			
GRAND FINAL	618.5	C	2.83	5	Passed	2.61	0			

Comments



Moral & Behavior Evaluation					Co-Curricular Activities				
Excellent	Good	Average	Poor		Sports	Cultural Function	Scout/BNC	Math Olympiad	

Class Teacher

Headmaster

OXFORD ACADEMY

SHIBALAYA, MANIKGANJ



PROGRESS REPORT

Range	Grade	GPA
80-100	A+	5.0
70-79	A	4.0
60-69	A-	3.5
50-59	B	3.0
40-49	C	2.0
33-39	D	1.0
00-32	F	0.0

Name of Student : *Mahfuz Anjum*
 Student ID : 2044217
 Roll No. : 10

Class : *NINE-Day-HM-C*
 Group : *HUMANITIES*
 Year/Session : 2018

Name of Subjects	Full Marks	HALF YEARLY				Total Marks	Annual Exam				Total Marks	GRAND FINAL				Total Marks	Letter Grade	Grade Point
		CR	MCQ	PR			CR	MCQ	PR			CR	MCQ	PR				
Bangla 1st	100	34	17	-	-	51	41	20	-	-	61	37.5	18.5	-	-	56.0	C	2.0
Bangla 2nd	100	21	11	-	-	32	39	10	-	-	49	30	10.5	-	-	40.5		
English 1st	100	46	-	-	-	46	43	-	-	-	43	44.5	-	-	-	44.5	F	0.0
English 2nd	100	21	-	-	-	21	20	-	-	-	20	20.5	-	-	-	20.5		
Mathematics	100	11	13	-	-	24	31	16	-	-	47	21	14.5	-	-	35.5	F	0.0
Relegion	100	49	20	-	-	69	56	22	-	-	78	52.5	21.0	-	-	73.5	A	4.0
Agriculture (4th)	100	30	20	20	-	70	43	19	25	-	87	36.5	19.5	22.5	-	78.5	A	4.0
ICT	50	21	21	20	-	41	-	19	20	-	39	10.5	20.0	20.0	-	40.0	A+	5.0
General Science	100	33	12	-	-	45	29	18	-	-	47	31	15.0	-	-	46.0	C	2.0
History	100	44	23	-	-	67	41	21	-	-	62	42.5	22.0	-	-	64.5	A-	3.5
Geography	100	23	18	-	-	41	42	16	-	-	58	32.5	17.0	-	-	49.5	C	2.0
Civics	100	36	14	-	-	50	43	20	-	-	63	39.5	17.0	-	-	56.5	B	3.0

Exam Name	Total Marks	Grade	GPA	Group Position	Result Status	Without 4th	Failed Subject	Working Days	Present	Absent
HALF YEARLY	557	F	0	-	Failed	0.0	1			
Annual Exam	654	F	0	-	Failed	0.0	1			
GRAND FINAL	605.5	F	0	-	Failed	0.0	2			

Comments



Moral & Behavior Evaluation					Co-Curricular Activities				
Excellent	Good	Average	Poor		Sports	Cultural Function	Scout/BNC	Math Olympiad	

Class Teacher

Headmaster

OXFORD ACADEMY

SHIBALAYA, MANIKGANJ



PROGRESS REPORT

Range	Grade	GPA
80-100	A+	5.0
70-79	A	4.0
60-69	A-	3.5
50-59	B	3.0
40-49	C	2.0
33-39	D	1.0
00-32	F	0.0


Name of Student : *Aleya Akter*
 Student ID : 2047617
 Roll No. : 11

Class : *NINE-Day-HM-C*
 Group : *HUMANITIES*
 Year/Session : 2018

Name of Subjects	Full Marks	HALF YEARLY				Total Marks	Annual Exam				Total Marks	GRAND FINAL				Total Marks	Letter Grade	Grade Point
		CR	MCQ	PR			CR	MCQ	PR			CR	MCQ	PR				
Bangla 1st	100	35	13	-	-	48	54	18	-	-	72	44.5	15.5	-	-	60.0	C	2.0
Bangla 2nd	100	18	19	-	-	37	25	8	-	-	33	21.5	13.5	-	-	35.0		
English 1st	100	20	-	-	-	20	29	-	-	-	29	24.5	-	-	-	24.5	F	0.0
English 2nd	100	11	-	-	-	11	18	-	-	-	18	14.5	-	-	-	14.5		
Mathematics	100	15	13	-	-	28	23	14	-	-	37	19	13.5	-	-	32.5	F	0.0
Relegion	100	51	21	-	-	72	48	20	-	-	68	49.5	20.5	-	-	70.0	A	4.0
Agriculture (4th)	100	28	19	19	-	66	42	19	25	-	86	35	19.0	22.0	-	76.0	A	4.0
ICT	50	12	12	20	-	32	-	18	20	-	38	6	15.0	20.0	-	35.0	A	4.0
General Science	100	23	10	-	-	33	9	20	-	-	29	16	15.0	-	-	31.0	F	0.0
History	100	38	15	-	-	53	49	18	-	-	67	43.5	16.5	-	-	60.0	A-	3.5
Geography	100	14	12	-	-	26	41	14	-	-	55	27.5	13.0	-	-	40.5	C	2.0
Civics	100	34	20	-	-	54	38	15	-	-	53	36	17.5	-	-	53.5	B	3.0

Exam Name	Total Marks	Grade	GPA	Group Position	Result Status	Without 4th	Failed Subject	Working Days	Present	Absent
HALF YEARLY	480	F	0	-	Failed	0.0	3			
Annual Exam	585	F	0	-	Failed	0.0	2			
GRAND FINAL	532.5	F	0	-	Failed	0.0	3			

Comments



Moral & Behavior Evaluation					Co-Curricular Activities				
Excellent	Good	Average	Poor		Sports	Cultural Function	Scout/BNC	Math Olympiad	

Class Teacher

Headmaster

OXFORD ACADEMY

SHIBALAYA, MANIKGANJ



PROGRESS REPORT

Range	Grade	GPA
80-100	A+	5.0
70-79	A	4.0
60-69	A-	3.5
50-59	B	3.0
40-49	C	2.0
33-39	D	1.0
00-32	F	0.0


Name of Student : *Mst Akhi Akter*
 Student ID : 2044117
 Roll No. : 12

Class : *NINE-Day-HM-C*
 Group : *HUMANITIES*
 Year/Session : *2018*

Name of Subjects	Full Marks	HALF YEARLY				Total Marks	Annual Exam				Total Marks	GRAND FINAL				Total Marks	Letter Grade	Grade Point
		CR	MCQ	PR			CR	MCQ	PR			CR	MCQ	PR				
Bangla 1st	100	43	17	-	-	60	56	25	-	-	81	49.5	21.0	-	-	70.5	B	3.0
Bangla 2nd	100	23	10	-	-	33	34	13	-	-	47	28.5	11.5	-	-	40.0		
English 1st	100	33	-	-	-	33	39	-	-	-	39	36	-	-	-	36.0	F	0.0
English 2nd	100	16	-	-	-	16	14	-	-	-	14	15	-	-	-	15.0		
Mathematics	100	11	14	-	-	25	23	15	-	-	38	17	14.5	-	-	31.5	F	0.0
Relegion	100	54	18	-	-	72	55	22	-	-	77	54.5	20.0	-	-	74.5	A	4.0
Agriculture (4th)	100	33	16	16	-	65	44	20	25	-	89	38.5	18.0	20.5	-	77.0	A	4.0
ICT	50	13	13	20	-	33	-	17	20	-	37	6.5	15.0	20.0	-	35.0	A	4.0
General Science	100	23	10	-	-	33	17	23	-	-	40	20	16.5	-	-	36.5	F	0.0
History	100	50	18	-	-	68	50	19	-	-	69	50	18.5	-	-	68.5	A-	3.5
Geography	100	23	13	-	-	36	45	18	-	-	63	34	15.5	-	-	49.5	C	2.0
Civics	100	41	18	-	-	59	43	15	-	-	58	42	16.5	-	-	58.5	B	3.0

Exam Name	Total Marks	Grade	GPA	Group Position	Result Status	Without 4th	Failed Subject	Working Days	Present	Absent
HALF YEARLY	533	F	0	-	Failed	0.0	2			
Annual Exam	652	F	0	-	Failed	0.0	2			
GRAND FINAL	592.5	F	0	-	Failed	0.0	3			

Comments



Moral & Behavior Evaluation					Co-Curricular Activities				
Excellent	Good	Average	Poor		Sports	Cultural Function	Scout/BNC	Math Olympiad	

Class Teacher

Headmaster

OXFORD ACADEMY

SHIBALAYA, MANIKGANJ



PROGRESS REPORT

Range	Grade	GPA
80-100	A+	5.0
70-79	A	4.0
60-69	A-	3.5
50-59	B	3.0
40-49	C	2.0
33-39	D	1.0
00-32	F	0.0


Name of Student : *Bristy Akter*
 Student ID : 2044417
 Roll No. : 13

Class : *NINE-Day-HM-C*
 Group : *HUMANITIES*
 Year/Session : *2018*

Name of Subjects	Full Marks	HALF YEARLY				Total Marks	Annual Exam				Total Marks	GRAND FINAL				Total Marks	Letter Grade	Grade Point
		CR	MCQ	PR			CR	MCQ	PR			CR	MCQ	PR				
Bangla 1st	100	27	16	-	-	43	42	24	-	-	66	34.5	20.0	-	-	54.5	C	2.0
Bangla 2nd	100	23	9	-	-	32	31	14	-	-	45	27	11.5	-	-	38.5		
English 1st	100	20	-	-	-	20	38	-	-	-	38	29	-	-	-	29.0	F	0.0
English 2nd	100	16	-	-	-	16	26	-	-	-	26	21	-	-	-	21.0		
Mathematics	100	14	13	-	-	27	28	12	-	-	40	21	12.5	-	-	33.5	F	0.0
Relegion	100	44	18	-	-	62	46	13	-	-	59	45	15.5	-	-	60.5	A-	3.5
Agriculture (4th)	100	32	16	16	-	64	43	19	25	-	87	37.5	17.5	20.5	-	75.5	A	4.0
ICT	50	14	14	20	-	34	-	17	20	-	37	7	15.5	20.0	-	35.5	A	4.0
General Science	100	23	10	-	-	33	18	21	-	-	39	20.5	15.5	-	-	36.0	F	0.0
History	100	37	19	-	-	56	39	15	-	-	54	38	17.0	-	-	55.0	B	3.0
Geography	100	15	12	-	-	27	37	14	-	-	51	26	13.0	-	-	39.0	D	1.0
Civics	100	29	18	-	-	47	39	14	-	-	53	34	16.0	-	-	50.0	B	3.0

Exam Name	Total Marks	Grade	GPA	Group Position	Result Status	Without 4th	Failed Subject	Working Days	Present	Absent
HALF YEARLY	461	F	0	-	Failed	0.0	3			
Annual Exam	595	F	0	-	Failed	0.0	2			
GRAND FINAL	528	F	0	-	Failed	0.0	3			

Comments



Moral & Behavior Evaluation					Co-Curricular Activities				
Excellent	Good	Average	Poor		Sports	Cultural Function	Scout/BNC	Math Olympiad	

Class Teacher

Headmaster

OXFORD ACADEMY

SHIBALAYA, MANIKGANJ



PROGRESS REPORT

Range	Grade	GPA
80-100	A+	5.0
70-79	A	4.0
60-69	A-	3.5
50-59	B	3.0
40-49	C	2.0
33-39	D	1.0
00-32	F	0.0

Name of Student : *Asha Akter*
 Student ID : 2048317
 Roll No. : 14

Class : *NINE-Day-HM-C*
 Group : *HUMANITIES*
 Year/Session : 2018

Name of Subjects	Full Marks	HALF YEARLY				Total Marks	Annual Exam				Total Marks	GRAND FINAL				Total Marks	Letter Grade	Grade Point
		CR	MCQ	PR			CR	MCQ	PR			CR	MCQ	PR				
Bangla 1st	100	26	15	-	-	41	37	19	-	-	56	31.5	17.0	-	-	48.5	D	1.0
Bangla 2nd	100	14	8	-	-	22	20	9	-	-	29	17	8.5	-	-	25.5		
English 1st	100	14	-	-	-	14	38	-	-	-	38	26	-	-	-	26.0	F	0.0
English 2nd	100	8	-	-	-	8	18	-	-	-	18	13	-	-	-	13.0		
Mathematics	100	20	10	-	-	30	25	15	-	-	40	22.5	12.5	-	-	35.0	F	0.0
Relegion	100	47	12	-	-	59	47	22	-	-	69	47	17.0	-	-	64.0	A-	3.5
Agriculture (4th)	100	29	15	15	-	59	34	16	23	-	73	31.5	15.5	19.0	-	66.0	A-	3.5
ICT	50	11	11	20	-	31	-	16	20	-	36	5.5	13.5	20.0	-	33.5	A-	3.5
General Science	100	23	10	-	-	33	15	18	-	-	33	19	14.0	-	-	33.0	F	0.0
History	100	38	17	-	-	55	35	18	-	-	53	36.5	17.5	-	-	54.0	B	3.0
Geography	100	17	12	-	-	29	30	17	-	-	47	23.5	14.5	-	-	38.0	D	1.0
Civics	100	31	15	-	-	46	36	20	-	-	56	33.5	17.5	-	-	51.0	B	3.0

Exam Name	Total Marks	Grade	GPA	Group Position	Result Status	Without 4th	Failed Subject	Working Days	Present	Absent
HALF YEARLY	427	F	0	-	Failed	0.0	4			
Annual Exam	548	F	0	-	Failed	0.0	2			
GRAND FINAL	487.5	F	0	-	Failed	0.0	3			

Comments



Moral & Behavior Evaluation					Co-Curricular Activities				
Excellent	Good	Average	Poor		Sports	Cultural Function	Scout/BNC	Math Olympiad	

Class Teacher

Headmaster

OXFORD ACADEMY

SHIBALAYA, MANIKGANJ



PROGRESS REPORT

Range	Grade	GPA
80-100	A+	5.0
70-79	A	4.0
60-69	A-	3.5
50-59	B	3.0
40-49	C	2.0
33-39	D	1.0
00-32	F	0.0


Name of Student : *Nahida Afrin Shanu*
 Student ID : 2046817
 Roll No. : 15

Class : *NINE-Day-HM-C*
 Group : *HUMANITIES*
 Year/Session : 2018

Name of Subjects	Full Marks	HALF YEARLY				Total Marks	Annual Exam				Total Marks	GRAND FINAL				Total Marks	Letter Grade	Grade Point
		CR	MCQ	PR			CR	MCQ	PR			CR	MCQ	PR				
Bangla 1st	100	28	15	-	-	43	40	19	-	-	59	34	17.0	-	-	51.0	C	2.0
Bangla 2nd	100	23	9	-	-	32	24	10	-	-	34	23.5	9.5	-	-	33.0		
English 1st	100	33	-	-	-	33	43	-	-	-	43	38	-	-	-	38.0	F	0.0
English 2nd	100	11	-	-	-	11	18	-	-	-	18	14.5	-	-	-	14.5		
Mathematics	100	7	13	-	-	20	26	15	-	-	41	16.5	14.0	-	-	30.5	F	0.0
Relegion	100	52	16	-	-	68	53	22	-	-	75	52.5	19.0	-	-	71.5	A	4.0
Agriculture (4th)	100	28	15	15	-	58	35	16	23	-	74	31.5	15.5	19.0	-	66.0	A-	3.5
ICT	50	10	15	20	-	35	-	16	20	-	36	5	15.5	20.0	-	35.5	A	4.0
General Science	100	23	10	-	-	33	26	14	-	-	40	24.5	12.0	-	-	36.5	D	1.0
History	100	44	18	-	-	62	41	15	-	-	56	42.5	16.5	-	-	59.0	B	3.0
Geography	100	24	11	-	-	35	24	16	-	-	40	24	13.5	-	-	37.5	D	1.0
Civics	100	30	17	-	-	47	34	18	-	-	52	32	17.5	-	-	49.5	C	2.0

Exam Name	Total Marks	Grade	GPA	Group Position	Result Status	Without 4th	Failed Subject	Working Days	Present	Absent
HALF YEARLY	477	F	0	-	Failed	0.0	2			
Annual Exam	568	F	0	-	Failed	0.0	1			
GRAND FINAL	522.5	F	0	-	Failed	0.0	2			

Comments



Moral & Behavior Evaluation					Co-Curricular Activities				
Excellent	Good	Average	Poor		Sports	Cultural Function	Scout/BNC	Math Olympiad	

Class Teacher

Headmaster

OXFORD ACADEMY

SHIBALAYA, MANIKGANJ



PROGRESS REPORT

Range	Grade	GPA
80-100	A+	5.0
70-79	A	4.0
60-69	A-	3.5
50-59	B	3.0
40-49	C	2.0
33-39	D	1.0
00-32	F	0.0

Name of Student : *Sakfina Akter*
 Student ID : 2093417
 Roll No. : 16

Class : *NINE-Day-HM-C*
 Group : *HUMANITIES*
 Year/Session : 2018

Name of Subjects	Full Marks	HALF YEARLY				Total Marks	Annual Exam				Total Marks	GRAND FINAL				Total Marks	Letter Grade	Grade Point
		CR	MCQ	PR			CR	MCQ	PR			CR	MCQ	PR				
Bangla 1st	100	19	12	-	-	31	34	21	-	-	55	26.5	16.5	-	-	43.0	F	0.0
Bangla 2nd	100	20	8	-	-	28	18	10	-	-	28	19	9.0	-	-	28.0		
English 1st	100	22	-	-	-	22	36	-	-	-	36	29	-	-	-	29.0	F	0.0
English 2nd	100	-	-	-	-	0	14	-	-	-	14	7	-	-	-	7.0		
Mathematics	100	-	-	-	-	0	14	12	-	-	26	7	6.0	-	-	13.0	F	0.0
Relegion	100	41	17	-	-	58	52	23	-	-	75	46.5	20.0	-	-	66.5	A-	3.5
Agriculture (4th)	100	-	-	-	-	0	40	14	25	-	79	20	7.0	12.5	-	39.5	F	0.0
ICT	50	11	11	20	-	31	-	14	20	-	34	5.5	12.5	20.0	-	32.5	A-	3.5
General Science	100	-	-	-	-	0	13	14	-	-	27	6.5	7.0	-	-	13.5	F	0.0
History	100	-	-	-	-	0	40	19	-	-	59	20	9.5	-	-	29.5	F	0.0
Geography	100	-	-	-	-	0	34	12	-	-	46	17	6.0	-	-	23.0	F	0.0
Civics	100	-	-	-	-	0	33	23	-	-	56	16.5	11.5	-	-	28.0	F	0.0

Exam Name	Total Marks	Grade	GPA	Group Position	Result Status	Without 4th	Failed Subject	Working Days	Present	Absent
HALF YEARLY	170	F	0	-	Failed	0.0	7			
Annual Exam	535	F	0	-	Failed	0.0	3			
GRAND FINAL	352.5	F	0	-	Failed	0.0	7			

Comments



Moral & Behavior Evaluation					Co-Curricular Activities				
Excellent	Good	Average	Poor		Sports	Cultural Function	Scout/BNC	Math Olympiad	

Class Teacher

Headmaster

OXFORD ACADEMY

SHIBALAYA, MANIKGANJ



PROGRESS REPORT

Range	Grade	GPA
80-100	A+	5.0
70-79	A	4.0
60-69	A-	3.5
50-59	B	3.0
40-49	C	2.0
33-39	D	1.0
00-32	F	0.0

Name of Student : *Farjana Akter*
 Student ID : 2049317
 Roll No. : 17

Class : *NINE-Day-HM-C*
 Group : *HUMANITIES*
 Year/Session : *2018*

Name of Subjects	Full Marks	HALF YEARLY				Total Marks	Annual Exam				Total Marks	GRAND FINAL				Total Marks	Letter Grade	Grade Point
		CR	MCQ	PR			CR	MCQ	PR			CR	MCQ	PR				
Bangla 1st	100	41	16	-	-	57	46	20	-	-	66	43.5	18.0	-	-	61.5	C	2.0
Bangla 2nd	100	24	8	-	-	32	23	13	-	-	36	23.5	10.5	-	-	34.0		
English 1st	100	33	-	-	-	33	33	-	-	-	33	33	-	-	-	33.0	F	0.0
English 2nd	100	34	-	-	-	34	15	-	-	-	15	24.5	-	-	-	24.5		
Mathematics	100	27	14	-	-	41	32	15	-	-	47	29.5	14.5	-	-	44.0	C	2.0
Relegion	100	51	18	-	-	69	52	22	-	-	74	51.5	20.0	-	-	71.5	A	4.0
Agriculture (4th)	100	33	22	22	-	77	40	16	25	-	81	36.5	19.0	23.5	-	79.0	A	4.0
ICT	50	19	19	20	-	39	-	15	20	-	35	9.5	17.0	20.0	-	37.0	A	4.0
General Science	100	24	12	-	-	36	11	16	-	-	27	17.5	14.0	-	-	31.5	F	0.0
History	100	46	23	-	-	69	39	18	-	-	57	42.5	20.5	-	-	63.0	A-	3.5
Geography	100	23	16	-	-	39	37	17	-	-	54	30	16.5	-	-	46.5	C	2.0
Civics	100	36	17	-	-	53	39	15	-	-	54	37.5	16.0	-	-	53.5	B	3.0

Exam Name	Total Marks	Grade	GPA	Group Position	Result Status	Without 4th	Failed Subject	Working Days	Present	Absent
HALF YEARLY	579	C	2.56	2	Passed	2.33	0			
Annual Exam	579	F	0	-	Failed	0.0	2			
GRAND FINAL	579	F	0	-	Failed	0.0	2			

Comments



Moral & Behavior Evaluation					Co-Curricular Activities				
Excellent	Good	Average	Poor		Sports	Cultural Function	Scout/BNC	Math Olympiad	

Class Teacher

Headmaster

OXFORD ACADEMY

SHIBALAYA, MANIKGANJ



PROGRESS REPORT

Range	Grade	GPA
80-100	A+	5.0
70-79	A	4.0
60-69	A-	3.5
50-59	B	3.0
40-49	C	2.0
33-39	D	1.0
00-32	F	0.0

Name of Student : *Laboni Akter*
 Student ID : 2047717
 Roll No. : 18

Class : *NINE-Day-HM-C*
 Group : *HUMANITIES*
 Year/Session : 2018

Name of Subjects	Full Marks	HALF YEARLY				Total Marks	Annual Exam				Total Marks	GRAND FINAL				Total Marks	Letter Grade	Grade Point
		CR	MCQ	PR			CR	MCQ	PR			CR	MCQ	PR				
Bangla 1st	100	28	17	-	-	45	38	19	-	-	57	33	18.0	-	-	51.0	C	2.0
Bangla 2nd	100	20	10	-	-	30	18	12	-	-	30	19	11.0	-	-	30.0		
English 1st	100	24	-	-	-	24	21	-	-	-	21	22.5	-	-	-	22.5	F	0.0
English 2nd	100	14	-	-	-	14	9	-	-	-	9	11.5	-	-	-	11.5		
Mathematics	100	18	16	-	-	34	10	13	-	-	23	14	14.5	-	-	28.5	F	0.0
Relegion	100	55	19	-	-	74	45	17	-	-	62	50	18.0	-	-	68.0	A-	3.5
Agriculture (4th)	100	30	18	18	-	66	36	12	23	-	71	33	15.0	20.5	-	68.5	A-	3.5
ICT	50	18	18	20	-	38	-	14	20	-	34	9	16.0	20.0	-	36.0	A	4.0
General Science	100	23	11	-	-	34	7	16	-	-	23	15	13.5	-	-	28.5	F	0.0
History	100	46	22	-	-	68	34	17	-	-	51	40	19.5	-	-	59.5	B	3.0
Geography	100	23	16	-	-	39	32	19	-	-	51	27.5	17.5	-	-	45.0	C	2.0
Civics	100	34	13	-	-	47	33	17	-	-	50	33.5	15.0	-	-	48.5	C	2.0

Exam Name	Total Marks	Grade	GPA	Group Position	Result Status	Without 4th	Failed Subject	Working Days	Present	Absent
HALF YEARLY	513	F	0	-	Failed	0.0	2			
Annual Exam	482	F	0	-	Failed	0.0	3			
GRAND FINAL	497.5	F	0	-	Failed	0.0	3			

Comments



Moral & Behavior Evaluation					Co-Curricular Activities				
Excellent	Good	Average	Poor		Sports	Cultural Function	Scout/BNC	Math Olympiad	

Class Teacher

Headmaster

OXFORD ACADEMY

SHIBALAYA, MANIKGANJ



PROGRESS REPORT

Range	Grade	GPA
80-100	A+	5.0
70-79	A	4.0
60-69	A-	3.5
50-59	B	3.0
40-49	C	2.0
33-39	D	1.0
00-32	F	0.0

Name of Student : *Romana Akter*
 Student ID : 2047917
 Roll No. : 19

Class : *NINE-Day-HM-C*
 Group : *HUMANITIES*
 Year/Session : 2018

Name of Subjects	Full Marks	HALF YEARLY				Total Marks	Annual Exam				Total Marks	GRAND FINAL				Total Marks	Letter Grade	Grade Point
		CR	MCQ	PR			CR	MCQ	PR			CR	MCQ	PR				
Bangla 1st	100	40	20	-	-	60	43	21	-	-	64	41.5	20.5	-	-	62.0	C	2.0
Bangla 2nd	100	26	11	-	-	37	26	10	-	-	36	26	10.5	-	-	36.5		
English 1st	100	18	-	-	-	18	26	-	-	-	26	22	-	-	-	22.0	F	0.0
English 2nd	100	24	-	-	-	24	18	-	-	-	18	21	-	-	-	21.0		
Mathematics	100	4	13	-	-	17	16	12	-	-	28	10	12.5	-	-	22.5	F	0.0
Relegion	100	56	23	-	-	79	50	25	-	-	75	53	24.0	-	-	77.0	A	4.0
Agriculture (4th)	100	36	19	19	-	74	43	12	25	-	80	39.5	15.5	22.0	-	77.0	A	4.0
ICT	50	22	22	20	-	42	-	16	20	-	36	11	19.0	20.0	-	39.0	A	4.0
General Science	100	30	17	-	-	47	19	17	-	-	36	24.5	17.0	-	-	41.5	C	2.0
History	100	48	21	-	-	69	41	22	-	-	63	44.5	21.5	-	-	66.0	A-	3.5
Geography	100	27	17	-	-	44	47	20	-	-	67	37	18.5	-	-	55.5	B	3.0
Civics	100	46	16	-	-	62	41	11	-	-	52	43.5	13.5	-	-	57.0	B	3.0

Exam Name	Total Marks	Grade	GPA	Group Position	Result Status	Without 4th	Failed Subject	Working Days	Present	Absent
HALF YEARLY	573	F	0	-	Failed	0.0	2			
Annual Exam	581	F	0	-	Failed	0.0	3			
GRAND FINAL	577	F	0	-	Failed	0.0	2			

Comments



Moral & Behavior Evaluation					Co-Curricular Activities				
Excellent	Good	Average	Poor		Sports	Cultural Function	Scout/BNC	Math Olympiad	

Class Teacher

Headmaster

OXFORD ACADEMY

SHIBALAYA, MANIKGANJ



PROGRESS REPORT

Range	Grade	GPA
80-100	A+	5.0
70-79	A	4.0
60-69	A-	3.5
50-59	B	3.0
40-49	C	2.0
33-39	D	1.0
00-32	F	0.0

Name of Student : *Sangita Rani Shorker*
 Student ID : 2046417
 Roll No. : 20

Class : *NINE-Day-HM-C*
 Group : *HUMANITIES*
 Year/Session : *2018*

Name of Subjects	Full Marks	HALF YEARLY				Total Marks	Annual Exam				Total Marks	GRAND FINAL				Total Marks	Letter Grade	Grade Point
		CR	MCQ	PR			CR	MCQ	PR			CR	MCQ	PR				
Bangla 1st	100	26	14	-	-	40	43	20	-	-	63	34.5	17.0	-	-	51.5	C	2.0
Bangla 2nd	100	18	6	-	-	24	27	11	-	-	38	22.5	8.5	-	-	31.0		
English 1st	100	18	-	-	-	18	34	-	-	-	34	26	-	-	-	26.0	F	0.0
English 2nd	100	14	-	-	-	14	21	-	-	-	21	17.5	-	-	-	17.5		
Mathematics	100	8	10	-	-	18	7	12	-	-	19	7.5	11.0	-	-	18.5	F	0.0
Relegion	100	51	25	-	-	76	26	15	-	-	41	38.5	20.0	-	-	58.5	B	3.0
Agriculture (4th)	100	30	17	17	-	64	42	12	25	-	79	36	14.5	21.0	-	71.5	A	4.0
ICT	50	15	15	20	-	35	-	10	15	-	25	7.5	12.5	17.5	-	30.0	A-	3.5
General Science	100	23	10	-	-	33	3	20	-	-	23	13	15.0	-	-	28.0	F	0.0
History	100	46	20	-	-	66	43	20	-	-	63	44.5	20.0	-	-	64.5	A-	3.5
Geography	100	23	12	-	-	35	35	19	-	-	54	29	15.5	-	-	44.5	C	2.0
Civics	100	43	12	-	-	55	40	14	-	-	54	41.5	13.0	-	-	54.5	B	3.0

Exam Name	Total Marks	Grade	GPA	Group Position	Result Status	Without 4th	Failed Subject	Working Days	Present	Absent
HALF YEARLY	478	F	0	-	Failed	0.0	3			
Annual Exam	514	F	0	-	Failed	0.0	3			
GRAND FINAL	496	F	0	-	Failed	0.0	3			

Comments



Moral & Behavior Evaluation					Co-Curricular Activities				
Excellent	Good	Average	Poor		Sports	Cultural Function	Scout/BNC	Math Olympiad	

Class Teacher

Headmaster

OXFORD ACADEMY

SHIBALAYA, MANIKGANJ



PROGRESS REPORT

Range	Grade	GPA
80-100	A+	5.0
70-79	A	4.0
60-69	A-	3.5
50-59	B	3.0
40-49	C	2.0
33-39	D	1.0
00-32	F	0.0

Name of Student : *Sumiya Akter*
 Student ID : 2047417
 Roll No. : 21

Class : *NINE-Day-HM-C*
 Group : *HUMANITIES*
 Year/Session : 2018

Name of Subjects	Full Marks	HALF YEARLY				Total Marks	Annual Exam				Total Marks	GRAND FINAL				Total Marks	Letter Grade	Grade Point
		CR	MCQ	PR			CR	MCQ	PR			CR	MCQ	PR				
Bangla 1st	100	31	14	-	-	45	53	19	-	-	72	42	16.5	-	-	58.5	C	2.0
Bangla 2nd	100	21	11	-	-	32	30	10	-	-	40	25.5	10.5	-	-	36.0		
English 1st	100	34	-	-	-	34	29	-	-	-	29	31.5	-	-	-	31.5	F	0.0
English 2nd	100	14	-	-	-	14	20	-	-	-	20	17	-	-	-	17.0		
Mathematics	100	11	11	-	-	22	10	14	-	-	24	10.5	12.5	-	-	23.0	F	0.0
Relegion	100	45	20	-	-	65	55	19	-	-	74	50	19.5	-	-	69.5	A-	3.5
Agriculture (4th)	100	33	18	18	-	69	42	12	25	-	79	37.5	15.0	21.5	-	74.0	A	4.0
ICT	50	12	12	20	-	32	-	11	15	-	26	6	11.5	17.5	-	29.0	B	3.0
General Science	100	26	4	-	-	30	15	13	-	-	28	20.5	8.5	-	-	29.0	F	0.0
History	100	50	15	-	-	65	44	16	-	-	60	47	15.5	-	-	62.5	A-	3.5
Geography	100	25	12	-	-	37	42	18	-	-	60	33.5	15.0	-	-	48.5	C	2.0
Civics	100	43	12	-	-	55	38	12	-	-	50	40.5	12.0	-	-	52.5	B	3.0

Exam Name	Total Marks	Grade	GPA	Group Position	Result Status	Without 4th	Failed Subject	Working Days	Present	Absent
HALF YEARLY	500	F	0	-	Failed	0.0	3			
Annual Exam	562	F	0	-	Failed	0.0	3			
GRAND FINAL	531	F	0	-	Failed	0.0	3			

Comments



Moral & Behavior Evaluation					Co-Curricular Activities				
Excellent	Good	Average	Poor		Sports	Cultural Function	Scout/BNC	Math Olympiad	

Class Teacher

Headmaster

OXFORD ACADEMY

SHIBALAYA, MANIKGANJ



PROGRESS REPORT

Range	Grade	GPA
80-100	A+	5.0
70-79	A	4.0
60-69	A-	3.5
50-59	B	3.0
40-49	C	2.0
33-39	D	1.0
00-32	F	0.0

Name of Student : *Fatematuza Rima*
 Student ID : 2045017
 Roll No. : 22

Class : *NINE-Day-HM-C*
 Group : *HUMANITIES*
 Year/Session : 2018

Name of Subjects	Full Marks	HALF YEARLY				Total Marks	Annual Exam				Total Marks	GRAND FINAL				Total Marks	Letter Grade	Grade Point
		CR	MCQ	PR			CR	MCQ	PR			CR	MCQ	PR				
Bangla 1st	100	42	13	-	-	55	50	18	-	-	68	46	15.5	-	-	61.5	C	2.0
Bangla 2nd	100	17	9	-	-	26	30	12	-	-	42	23.5	10.5	-	-	34.0		
English 1st	100	29	-	-	-	29	27	-	-	-	27	28	-	-	-	28.0	F	0.0
English 2nd	100	9	-	-	-	9	17	-	-	-	17	13	-	-	-	13.0		
Mathematics	100	5	13	-	-	18	23	14	-	-	37	14	13.5	-	-	27.5	F	0.0
Relegion	100	56	19	-	-	75	56	23	-	-	79	56	21.0	-	-	77.0	A	4.0
Agriculture (4th)	100	32	18	18	-	68	43	11	25	-	79	37.5	14.5	21.5	-	73.5	A	4.0
ICT	50	16	16	20	-	36	-	14	20	-	34	8	15.0	20.0	-	35.0	A	4.0
General Science	100	20	8	-	-	28	6	15	-	-	21	13	11.5	-	-	24.5	F	0.0
History	100	45	20	-	-	65	40	17	-	-	57	42.5	18.5	-	-	61.0	A-	3.5
Geography	100	23	13	-	-	36	44	12	-	-	56	33.5	12.5	-	-	46.0	C	2.0
Civics	100	40	17	-	-	57	42	18	-	-	60	41	17.5	-	-	58.5	B	3.0

Exam Name	Total Marks	Grade	GPA	Group Position	Result Status	Without 4th	Failed Subject	Working Days	Present	Absent
HALF YEARLY	502	F	0	-	Failed	0.0	3			
Annual Exam	577	F	0	-	Failed	0.0	2			
GRAND FINAL	539.5	F	0	-	Failed	0.0	3			

Comments



Moral & Behavior Evaluation					Co-Curricular Activities				
Excellent	Good	Average	Poor		Sports	Cultural Function	Scout/BNC	Math Olympiad	

Class Teacher

Headmaster

OXFORD ACADEMY

SHIBALAYA, MANIKGANJ



PROGRESS REPORT

Range	Grade	GPA
80-100	A+	5.0
70-79	A	4.0
60-69	A-	3.5
50-59	B	3.0
40-49	C	2.0
33-39	D	1.0
00-32	F	0.0

Name of Student : *Sayra Rini*
 Student ID : 2046317
 Roll No. : 23

Class : *NINE-Day-HM-C*
 Group : *HUMANITIES*
 Year/Session : 2018

Name of Subjects	Full Marks	HALF YEARLY				Total Marks	Annual Exam				Total Marks	GRAND FINAL				Total Marks	Letter Grade	Grade Point
		CR	MCQ	PR			CR	MCQ	PR			CR	MCQ	PR				
Bangla 1st	100	32	13	-	-	45	48	22	-	-	70	40	17.5	-	-	57.5	C	2.0
Bangla 2nd	100	23	12	-	-	35	33	12	-	-	45	28	12.0	-	-	40.0		
English 1st	100	28	-	-	-	28	29	-	-	-	29	28.5	-	-	-	28.5	F	0.0
English 2nd	100	15	-	-	-	15	20	-	-	-	20	17.5	-	-	-	17.5		
Mathematics	100	9	10	-	-	19	28	15	-	-	43	18.5	12.5	-	-	31.0	F	0.0
Relegion	100	49	19	-	-	68	54	22	-	-	76	51.5	20.5	-	-	72.0	A	4.0
Agriculture (4th)	100	32	18	18	-	68	43	15	25	-	83	37.5	16.5	21.5	-	75.5	A	4.0
ICT	50	17	17	20	-	37	-	13	15	-	28	8.5	15.0	17.5	-	32.5	A-	3.5
General Science	100	23	10	-	-	33	23	17	-	-	40	23	13.5	-	-	36.5	D	1.0
History	100	44	21	-	-	65	43	15	-	-	58	43.5	18.0	-	-	61.5	A-	3.5
Geography	100	23	13	-	-	36	43	14	-	-	57	33	13.5	-	-	46.5	C	2.0
Civics	100	40	17	-	-	57	44	16	-	-	60	42	16.5	-	-	58.5	B	3.0

Exam Name	Total Marks	Grade	GPA	Group Position	Result Status	Without 4th	Failed Subject	Working Days	Present	Absent
HALF YEARLY	506	F	0	-	Failed	0.0	2			
Annual Exam	609	F	0	-	Failed	0.0	1			
GRAND FINAL	557.5	F	0	-	Failed	0.0	2			

Comments



Moral & Behavior Evaluation					Co-Curricular Activities				
Excellent	Good	Average	Poor		Sports	Cultural Function	Scout/BNC	Math Olympiad	

Class Teacher

Headmaster

OXFORD ACADEMY

SHIBALAYA, MANIKGANJ



PROGRESS REPORT

Range	Grade	GPA
80-100	A+	5.0
70-79	A	4.0
60-69	A-	3.5
50-59	B	3.0
40-49	C	2.0
33-39	D	1.0
00-32	F	0.0

Name of Student : *Rakuly Akther*
 Student ID : 2117418
 Roll No. : 24

Class : *NINE-Day-HM-C*
 Group : *HUMANITIES*
 Year/Session : 2018

Name of Subjects	Full Marks	HALF YEARLY				Total Marks	Annual Exam				Total Marks	GRAND FINAL				Total Marks	Letter Grade	Grade Point
		CR	MCQ	PR			CR	MCQ	PR			CR	MCQ	PR				
Bangla 1st	100	29	18	-	-	47	52	19	-	-	71	40.5	18.5	-	-	59.0	C	2.0
Bangla 2nd	100	23	11	-	-	34	27	12	-	-	39	25	11.5	-	-	36.5		
English 1st	100	26	-	-	-	26	39	-	-	-	39	32.5	-	-	-	32.5	F	0.0
English 2nd	100	22	-	-	-	22	17	-	-	-	17	19.5	-	-	-	19.5		
Mathematics	100	27	10	-	-	37	23	12	-	-	35	25	11.0	-	-	36.0	D	1.0
Relegion	100	48	20	-	-	68	51	22	-	-	73	49.5	21.0	-	-	70.5	A	4.0
Agriculture (4th)	100	30	19	19	-	68	43	18	25	-	86	36.5	18.5	22.0	-	77.0	A	4.0
ICT	50	16	16	20	-	36	-	17	20	-	37	8	16.5	20.0	-	36.5	A	4.0
General Science	100	23	10	-	-	33	19	18	-	-	37	21	14.0	-	-	35.0	F	0.0
History	100	45	22	-	-	67	43	21	-	-	64	44	21.5	-	-	65.5	A-	3.5
Geography	100	23	14	-	-	37	38	19	-	-	57	30.5	16.5	-	-	47.0	C	2.0
Civics	100	29	13	-	-	42	37	17	-	-	54	33	15.0	-	-	48.0	C	2.0

Exam Name	Total Marks	Grade	GPA	Group Position	Result Status	Without 4th	Failed Subject	Working Days	Present	Absent
HALF YEARLY	517	F	0	-	Failed	0.0	1			
Annual Exam	609	F	0	-	Failed	0.0	2			
GRAND FINAL	563	F	0	-	Failed	0.0	2			

Comments



Moral & Behavior Evaluation					Co-Curricular Activities				
Excellent	Good	Average	Poor		Sports	Cultural Function	Scout/BNC	Math Olympiad	

Class Teacher

Headmaster

OXFORD ACADEMY

SHIBALAYA, MANIKGANJ



PROGRESS REPORT

Range	Grade	GPA
80-100	A+	5.0
70-79	A	4.0
60-69	A-	3.5
50-59	B	3.0
40-49	C	2.0
33-39	D	1.0
00-32	F	0.0

Name of Student : *Tania Akter*
 Student ID : 2045917
 Roll No. : 25

Class : *NINE-Day-HM-C*
 Group : *HUMANITIES*
 Year/Session : 2018

Name of Subjects	Full Marks	HALF YEARLY				Total Marks	Annual Exam				Total Marks	GRAND FINAL				Total Marks	Letter Grade	Grade Point
		CR	MCQ	PR			CR	MCQ	PR			CR	MCQ	PR				
Bangla 1st	100	43	17	-	-	60	51	25	-	-	76	47	21.0	-	-	68.0	B	3.0
Bangla 2nd	100	27	11	-	-	38	32	13	-	-	45	29.5	12.0	-	-	41.5		
English 1st	100	38	-	-	-	38	36	-	-	-	36	37	-	-	-	37.0	F	0.0
English 2nd	100	26	-	-	-	26	11	-	-	-	11	18.5	-	-	-	18.5		
Mathematics	100	-	-	-	-	0	23	14	-	-	37	11.5	7.0	-	-	18.5	F	0.0
Relegion	100	49	17	-	-	66	52	23	-	-	75	50.5	20.0	-	-	70.5	A	4.0
Agriculture (4th)	100	30	18	18	-	66	43	18	25	-	86	36.5	18.0	21.5	-	76.0	A	4.0
ICT	50	17	17	20	-	37	-	17	20	-	37	8.5	17.0	20.0	-	37.0	A	4.0
General Science	100	16	8	-	-	24	5	20	-	-	25	10.5	14.0	-	-	24.5	F	0.0
History	100	45	21	-	-	66	47	19	-	-	66	46	20.0	-	-	66.0	A-	3.5
Geography	100	23	16	-	-	39	42	20	-	-	62	32.5	18.0	-	-	50.5	B	3.0
Civics	100	39	16	-	-	55	40	16	-	-	56	39.5	16.0	-	-	55.5	B	3.0

Exam Name	Total Marks	Grade	GPA	Group Position	Result Status	Without 4th	Failed Subject	Working Days	Present	Absent
HALF YEARLY	515	F	0	-	Failed	0.0	3			
Annual Exam	612	F	0	-	Failed	0.0	2			
GRAND FINAL	563.5	F	0	-	Failed	0.0	3			

Comments



Moral & Behavior Evaluation					Co-Curricular Activities				
Excellent	Good	Average	Poor		Sports	Cultural Function	Scout/BNC	Math Olympiad	

Class Teacher

Headmaster

OXFORD ACADEMY

SHIBALAYA, MANIKGANJ



PROGRESS REPORT

Range	Grade	GPA
80-100	A+	5.0
70-79	A	4.0
60-69	A-	3.5
50-59	B	3.0
40-49	C	2.0
33-39	D	1.0
00-32	F	0.0

Name of Student : *Sumiya Akter*
 Student ID : *2045117*
 Roll No. : *26*

Class : *NINE-Day-HM-C*
 Group : *HUMANITIES*
 Year/Session : *2018*

Name of Subjects	Full Marks	HALF YEARLY				Total Marks	Annual Exam				Total Marks	GRAND FINAL				Total Marks	Letter Grade	Grade Point
		CR	MCQ	PR			CR	MCQ	PR			CR	MCQ	PR				
Bangla 1st	100	23	22	-	-	45	34	24	-	-	58	28.5	23.0	-	-	51.5	F	0.0
Bangla 2nd	100	15	10	-	-	25	19	16	-	-	35	17	13.0	-	-	30.0		
English 1st	100	37	-	-	-	37	35	-	-	-	35	36	-	-	-	36.0	F	0.0
English 2nd	100	22	-	-	-	22	14	-	-	-	14	18	-	-	-	18.0		
Mathematics	100	14	17	-	-	31	23	13	-	-	36	18.5	15.0	-	-	33.5	F	0.0
Relegion	100	37	20	-	-	57	49	24	-	-	73	43	22.0	-	-	65.0	A-	3.5
Agriculture (4th)	100	27	19	19	-	65	44	18	25	-	87	35.5	18.5	22.0	-	76.0	A	4.0
ICT	50	21	21	20	-	41	-	17	20	-	37	10.5	19.0	20.0	-	39.0	A	4.0
General Science	100	11	9	-	-	20	18	19	-	-	37	14.5	14.0	-	-	28.5	F	0.0
History	100	33	23	-	-	56	35	18	-	-	53	34	20.5	-	-	54.5	B	3.0
Geography	100	6	15	-	-	21	28	16	-	-	44	17	15.5	-	-	32.5	F	0.0
Civics	100	31	17	-	-	48	38	16	-	-	54	34.5	16.5	-	-	51.0	B	3.0

Exam Name	Total Marks	Grade	GPA	Group Position	Result Status	Without 4th	Failed Subject	Working Days	Present	Absent
HALF YEARLY	468	F	0	-	Failed	0.0	5			
Annual Exam	563	F	0	-	Failed	0.0	2			
GRAND FINAL	515.5	F	0	-	Failed	0.0	5			

Comments



Moral & Behavior Evaluation					Co-Curricular Activities				
Excellent	Good	Average	Poor		Sports	Cultural Function	Scout/BNC	Math Olympiad	

Class Teacher

Headmaster

OXFORD ACADEMY

SHIBALAYA, MANIKGANJ



PROGRESS REPORT

Range	Grade	GPA
80-100	A+	5.0
70-79	A	4.0
60-69	A-	3.5
50-59	B	3.0
40-49	C	2.0
33-39	D	1.0
00-32	F	0.0

Name of Student : *Aboni Esrat Tushi*
 Student ID : 2046617
 Roll No. : 27

Class : *NINE-Day-HM-C*
 Group : *HUMANITIES*
 Year/Session : *2018*

Name of Subjects	Full Marks	HALF YEARLY				Total Marks	Annual Exam				Total Marks	GRAND FINAL				Total Marks	Letter Grade	Grade Point
		CR	MCQ	PR			CR	MCQ	PR			CR	MCQ	PR				
Bangla 1st	100	34	20	-	-	54	46	21	-	-	67	40	20.5	-	-	60.5	C	2.0
Bangla 2nd	100	23	7	-	-	30	23	8	-	-	31	23	7.5	-	-	30.5		
English 1st	100	14	-	-	-	14	21	-	-	-	21	17.5	-	-	-	17.5	F	0.0
English 2nd	100	22	-	-	-	22	18	-	-	-	18	20	-	-	-	20.0		
Mathematics	100	8	15	-	-	23	23	14	-	-	37	15.5	14.5	-	-	30.0	F	0.0
Relegion	100	45	17	-	-	62	48	22	-	-	70	46.5	19.5	-	-	66.0	A-	3.5
Agriculture (4th)	100	29	15	15	-	59	38	16	24	-	78	33.5	15.5	19.5	-	68.5	A-	3.5
ICT	50	15	15	20	-	35	-	17	20	-	37	7.5	16.0	20.0	-	36.0	A	4.0
General Science	100	23	10	-	-	33	13	15	-	-	28	18	12.5	-	-	30.5	F	0.0
History	100	45	17	-	-	62	37	17	-	-	54	41	17.0	-	-	58.0	B	3.0
Geography	100	23	13	-	-	36	32	18	-	-	50	27.5	15.5	-	-	43.0	C	2.0
Civics	100	39	12	-	-	51	38	21	-	-	59	38.5	16.5	-	-	55.0	B	3.0

Exam Name	Total Marks	Grade	GPA	Group Position	Result Status	Without 4th	Failed Subject	Working Days	Present	Absent
HALF YEARLY	481	F	0	-	Failed	0.0	2			
Annual Exam	550	F	0	-	Failed	0.0	2			
GRAND FINAL	515.5	F	0	-	Failed	0.0	3			

Comments



Moral & Behavior Evaluation					Co-Curricular Activities				
Excellent	Good	Average	Poor		Sports	Cultural Function	Scout/BNC	Math Olympiad	

Class Teacher

Headmaster

OXFORD ACADEMY

SHIBALAYA, MANIKGANJ



PROGRESS REPORT

Range	Grade	GPA
80-100	A+	5.0
70-79	A	4.0
60-69	A-	3.5
50-59	B	3.0
40-49	C	2.0
33-39	D	1.0
00-32	F	0.0

Name of Student : *Samiya Akter Konika*
 Student ID : 2048517
 Roll No. : 28

Class : *NINE-Day-HM-C*
 Group : *HUMANITIES*
 Year/Session : 2018

Name of Subjects	Full Marks	HALF YEARLY				Total Marks	Annual Exam				Total Marks	GRAND FINAL				Total Marks	Letter Grade	Grade Point
		CR	MCQ	PR			CR	MCQ	PR			CR	MCQ	PR				
Bangla 1st	100	31	18	-	-	49	37	20	-	-	57	34	19.0	-	-	53.0	F	0.0
Bangla 2nd	100	-	-	-	-	0	23	10	-	-	33	11.5	5.0	-	-	16.5		
English 1st	100	20	-	-	-	20	37	-	-	-	37	28.5	-	-	-	28.5	F	0.0
English 2nd	100	13	-	-	-	13	20	-	-	-	20	16.5	-	-	-	16.5		
Mathematics	100	10	10	-	-	20	23	15	-	-	38	16.5	12.5	-	-	29.0	F	0.0
Relegion	100	56	19	-	-	75	49	24	-	-	73	52.5	21.5	-	-	74.0	A	4.0
Agriculture (4th)	100	32	15	15	-	62	36	15	24	-	75	34	15.0	19.5	-	68.5	A-	3.5
ICT	50	15	15	20	-	35	-	16	20	-	36	7.5	15.5	20.0	-	35.5	A	4.0
General Science	100	23	10	-	-	33	1	13	-	-	14	12	11.5	-	-	23.5	F	0.0
History	100	42	19	-	-	61	39	19	-	-	58	40.5	19.0	-	-	59.5	B	3.0
Geography	100	23	12	-	-	35	33	13	-	-	46	28	12.5	-	-	40.5	C	2.0
Civics	100	38	15	-	-	53	38	21	-	-	59	38	18.0	-	-	56.0	B	3.0

Exam Name	Total Marks	Grade	GPA	Group Position	Result Status	Without 4th	Failed Subject	Working Days	Present	Absent
HALF YEARLY	456	F	0	-	Failed	0.0	3			
Annual Exam	546	F	0	-	Failed	0.0	2			
GRAND FINAL	501	F	0	-	Failed	0.0	4			

Comments



Moral & Behavior Evaluation					Co-Curricular Activities				
Excellent	Good	Average	Poor		Sports	Cultural Function	Scout/BNC	Math Olympiad	

Class Teacher

Headmaster

OXFORD ACADEMY

SHIBALAYA, MANIKGANJ



PROGRESS REPORT

Range	Grade	GPA
80-100	A+	5.0
70-79	A	4.0
60-69	A-	3.5
50-59	B	3.0
40-49	C	2.0
33-39	D	1.0
00-32	F	0.0

Name of Student : *Shirin Shila*
 Student ID : 2045617
 Roll No. : 29

Class : *NINE-Day-HM-C*
 Group : *HUMANITIES*
 Year/Session : 2018

Name of Subjects	Full Marks	HALF YEARLY				Total Marks	Annual Exam				Total Marks	GRAND FINAL				Total Marks	Letter Grade	Grade Point
		CR	MCQ	PR			CR	MCQ	PR			CR	MCQ	PR				
Bangla 1st	100	27	18	-	-	45	35	23	-	-	58	31	20.5	-	-	51.5	C	2.0
Bangla 2nd	100	18	16	-	-	34	23	10	-	-	33	20.5	13.0	-	-	33.5		
English 1st	100	22	-	-	-	22	38	-	-	-	38	30	-	-	-	30.0	F	0.0
English 2nd	100	25	-	-	-	25	14	-	-	-	14	19.5	-	-	-	19.5		
Mathematics	100	9	14	-	-	23	24	16	-	-	40	16.5	15.0	-	-	31.5	F	0.0
Relegion	100	46	19	-	-	65	54	22	-	-	76	50	20.5	-	-	70.5	A	4.0
Agriculture (4th)	100	30	16	16	-	62	40	12	25	-	77	35	14.0	20.5	-	69.5	A-	3.5
ICT	50	14	14	20	-	34	-	15	20	-	35	7	14.5	20.0	-	34.5	A-	3.5
General Science	100	25	10	-	-	35	16	13	-	-	29	20.5	11.5	-	-	32.0	F	0.0
History	100	39	20	-	-	59	34	18	-	-	52	36.5	19.0	-	-	55.5	B	3.0
Geography	100	23	11	-	-	34	34	14	-	-	48	28.5	12.5	-	-	41.0	C	2.0
Civics	100	29	15	-	-	44	35	21	-	-	56	32	18.0	-	-	50.0	B	3.0

Exam Name	Total Marks	Grade	GPA	Group Position	Result Status	Without 4th	Failed Subject	Working Days	Present	Absent
HALF YEARLY	482	F	0	-	Failed	0.0	3			
Annual Exam	556	F	0	-	Failed	0.0	2			
GRAND FINAL	519	F	0	-	Failed	0.0	3			

Comments



Moral & Behavior Evaluation					Co-Curricular Activities				
Excellent	Good	Average	Poor		Sports	Cultural Function	Scout/BNC	Math Olympiad	

Class Teacher

Headmaster

OXFORD ACADEMY

SHIBALAYA, MANIKGANJ



PROGRESS REPORT

Range	Grade	GPA
80-100	A+	5.0
70-79	A	4.0
60-69	A-	3.5
50-59	B	3.0
40-49	C	2.0
33-39	D	1.0
00-32	F	0.0

Name of Student : *Sraboni Akter*
 Student ID : 2048417
 Roll No. : 30

Class : *NINE-Day-HM-C*
 Group : *HUMANITIES*
 Year/Session : 2018

Name of Subjects	Full Marks	HALF YEARLY				Total Marks	Annual Exam				Total Marks	GRAND FINAL				Total Marks	Letter Grade	Grade Point
		CR	MCQ	PR			CR	MCQ	PR			CR	MCQ	PR				
Bangla 1st	100	34	16	-	-	50	51	18	-	-	69	42.5	17.0	-	-	59.5	C	2.0
Bangla 2nd	100	17	7	-	-	24	23	12	-	-	35	20	9.5	-	-	29.5		
English 1st	100	23	-	-	-	23	33	-	-	-	33	28	-	-	-	28.0	F	0.0
English 2nd	100	15	-	-	-	15	20	-	-	-	20	17.5	-	-	-	17.5		
Mathematics	100	25	10	-	-	35	27	15	-	-	42	26	12.5	-	-	38.5	D	1.0
Relegion	100	47	14	-	-	61	44	25	-	-	69	45.5	19.5	-	-	65.0	A-	3.5
Agriculture (4th)	100	27	15	15	-	57	34	17	23	-	74	30.5	16.0	19.0	-	65.5	A-	3.5
ICT	50	12	12	20	-	32	-	16	20	-	36	6	14.0	20.0	-	34.0	A-	3.5
General Science	100	13	9	-	-	22	14	16	-	-	30	13.5	12.5	-	-	26.0	F	0.0
History	100	39	17	-	-	56	34	18	-	-	52	36.5	17.5	-	-	54.0	B	3.0
Geography	100	15	13	-	-	28	29	11	-	-	40	22	12.0	-	-	34.0	F	0.0
Civics	100	29	11	-	-	40	35	17	-	-	52	32	14.0	-	-	46.0	C	2.0

Exam Name	Total Marks	Grade	GPA	Group Position	Result Status	Without 4th	Failed Subject	Working Days	Present	Absent
HALF YEARLY	443	F	0	-	Failed	0.0	3			
Annual Exam	552	F	0	-	Failed	0.0	2			
GRAND FINAL	497.5	F	0	-	Failed	0.0	3			

Comments



Moral & Behavior Evaluation					Co-Curricular Activities				
Excellent	Good	Average	Poor		Sports	Cultural Function	Scout/BNC	Math Olympiad	

Class Teacher

Headmaster

OXFORD ACADEMY

SHIBALAYA, MANIKGANJ



PROGRESS REPORT

Range	Grade	GPA
80-100	A+	5.0
70-79	A	4.0
60-69	A-	3.5
50-59	B	3.0
40-49	C	2.0
33-39	D	1.0
00-32	F	0.0


Name of Student : *Nipa Akther*
 Student ID : 2047017
 Roll No. : 31

Class : *NINE-Day-HM-C*
 Group : *HUMANITIES*
 Year/Session : 2018

Name of Subjects	Full Marks	HALF YEARLY				Total Marks	Annual Exam				Total Marks	GRAND FINAL				Total Marks	Letter Grade	Grade Point
		CR	MCQ	PR			CR	MCQ	PR			CR	MCQ	PR				
Bangla 1st	100	32	16	-	-	48	50	23	-	-	73	41	19.5	-	-	60.5	B	3.0
Bangla 2nd	100	29	15	-	-	44	31	11	-	-	42	30	13.0	-	-	43.0		
English 1st	100	33	-	-	-	33	34	-	-	-	34	33.5	-	-	-	33.5	F	0.0
English 2nd	100	33	-	-	-	33	15	-	-	-	15	24	-	-	-	24.0		
Mathematics	100	26	18	-	-	44	29	16	-	-	45	27.5	17.0	-	-	44.5	C	2.0
Relegion	100	53	16	-	-	69	53	24	-	-	77	53	20.0	-	-	73.0	A	4.0
Agriculture (4th)	100	30	12	12	-	54	41	15	25	-	81	35.5	13.5	18.5	-	67.5	A-	3.5
ICT	50	16	16	20	-	36	-	17	20	-	37	8	16.5	20.0	-	36.5	A	4.0
General Science	100	39	11	-	-	50	37	16	-	-	53	38	13.5	-	-	51.5	B	3.0
History	100	34	15	-	-	49	39	23	-	-	62	36.5	19.0	-	-	55.5	B	3.0
Geography	100	23	15	-	-	38	43	17	-	-	60	33	16.0	-	-	49.0	C	2.0
Civics	100	39	18	-	-	57	29	13	-	-	42	34	15.5	-	-	49.5	C	2.0

Exam Name	Total Marks	Grade	GPA	Group Position	Result Status	Without 4th	Failed Subject	Working Days	Present	Absent
HALF YEARLY	555	C	2.5	3	Passed	2.39	0			
Annual Exam	621	F	0	-	Failed	0.0	1			
GRAND FINAL	588	F	0	-	Failed	0.0	1			

Comments



Moral & Behavior Evaluation					Co-Curricular Activities				
Excellent	Good	Average	Poor		Sports	Cultural Function	Scout/BNC	Math Olympiad	

Class Teacher

Headmaster

OXFORD ACADEMY

SHIBALAYA, MANIKGANJ



PROGRESS REPORT

Range	Grade	GPA
80-100	A+	5.0
70-79	A	4.0
60-69	A-	3.5
50-59	B	3.0
40-49	C	2.0
33-39	D	1.0
00-32	F	0.0


Name of Student : *Amena Akter*
 Student ID : 2045317
 Roll No. : 32

Class : *NINE-Day-HM-C*
 Group : *HUMANITIES*
 Year/Session : 2018

Name of Subjects	Full Marks	HALF YEARLY				Total Marks	Annual Exam				Total Marks	GRAND FINAL				Total Marks	Letter Grade	Grade Point
		CR	MCQ	PR			CR	MCQ	PR			CR	MCQ	PR				
Bangla 1st	100	29	13	-	-	42	45	21	-	-	66	37	17.0	-	-	54.0	C	2.0
Bangla 2nd	100	24	13	-	-	37	24	10	-	-	34	24	11.5	-	-	35.5		
English 1st	100	27	-	-	-	27	28	-	-	-	28	27.5	-	-	-	27.5	F	0.0
English 2nd	100	33	-	-	-	33	20	-	-	-	20	26.5	-	-	-	26.5		
Mathematics	100	10	7	-	-	17	17	15	-	-	32	13.5	11.0	-	-	24.5	F	0.0
Relegion	100	54	18	-	-	72	54	20	-	-	74	54	19.0	-	-	73.0	A	4.0
Agriculture (4th)	100	34	12	12	-	58	38	14	24	-	76	36	13.0	18.0	-	67.0	A-	3.5
ICT	50	10	10	20	-	30	-	16	20	-	36	5	13.0	20.0	-	33.0	A-	3.5
General Science	100	23	10	-	-	33	15	18	-	-	33	19	14.0	-	-	33.0	F	0.0
History	100	38	23	-	-	61	41	17	-	-	58	39.5	20.0	-	-	59.5	B	3.0
Geography	100	23	10	-	-	33	40	21	-	-	61	31.5	15.5	-	-	47.0	C	2.0
Civics	100	40	15	-	-	55	39	13	-	-	52	39.5	14.0	-	-	53.5	B	3.0

Exam Name	Total Marks	Grade	GPA	Group Position	Result Status	Without 4th	Failed Subject	Working Days	Present	Absent
HALF YEARLY	498	F	0	-	Failed	0.0	2			
Annual Exam	570	F	0	-	Failed	0.0	3			
GRAND FINAL	534	F	0	-	Failed	0.0	3			

Comments



Moral & Behavior Evaluation					Co-Curricular Activities				
Excellent	Good	Average	Poor		Sports	Cultural Function	Scout/BNC	Math Olympiad	

Class Teacher

Headmaster

OXFORD ACADEMY

SHIBALAYA, MANIKGANJ



PROGRESS REPORT

Range	Grade	GPA
80-100	A+	5.0
70-79	A	4.0
60-69	A-	3.5
50-59	B	3.0
40-49	C	2.0
33-39	D	1.0
00-32	F	0.0


Name of Student : *Munni Akter*
 Student ID : *2048617*
 Roll No. : *33*

Class : *NINE-Day-HM-C*
 Group : *HUMANITIES*
 Year/Session : *2018*

Name of Subjects	Full Marks	HALF YEARLY				Total Marks	Annual Exam				Total Marks	GRAND FINAL				Total Marks	Letter Grade	Grade Point
		CR	MCQ	PR			CR	MCQ	PR			CR	MCQ	PR				
Bangla 1st	100	29	15	-	-	44	42	18	-	-	60	35.5	16.5	-	-	52.0	C	2.0
Bangla 2nd	100	14	9	-	-	23	25	13	-	-	38	19.5	11.0	-	-	30.5		
English 1st	100	33	-	-	-	33	36	-	-	-	36	34.5	-	-	-	34.5	F	0.0
English 2nd	100	19	-	-	-	19	10	-	-	-	10	14.5	-	-	-	14.5		
Mathematics	100	3	12	-	-	15	11	11	-	-	22	7	11.5	-	-	18.5	F	0.0
Relegion	100	54	20	-	-	74	52	22	-	-	74	53	21.0	-	-	74.0	A	4.0
Agriculture (4th)	100	28	10	10	-	48	42	11	25	-	78	35	10.5	17.5	-	63.0	A-	3.5
ICT	50	11	11	20	-	31	-	13	15	-	28	5.5	12.0	17.5	-	29.5	B	3.0
General Science	100	23	10	-	-	33	15	15	-	-	30	19	12.5	-	-	31.5	F	0.0
History	100	31	22	-	-	53	48	20	-	-	68	39.5	21.0	-	-	60.5	A-	3.5
Geography	100	23	13	-	-	36	43	19	-	-	62	33	16.0	-	-	49.0	C	2.0
Civics	100	36	16	-	-	52	40	13	-	-	53	38	14.5	-	-	52.5	B	3.0

Exam Name	Total Marks	Grade	GPA	Group Position	Result Status	Without 4th	Failed Subject	Working Days	Present	Absent
HALF YEARLY	461	F	0	-	Failed	0.0	3			
Annual Exam	559	F	0	-	Failed	0.0	3			
GRAND FINAL	510	F	0	-	Failed	0.0	3			

Comments



Moral & Behavior Evaluation					Co-Curricular Activities				
Excellent	Good	Average	Poor		Sports	Cultural Function	Scout/BNC	Math Olympiad	

Class Teacher

Headmaster

OXFORD ACADEMY

SHIBALAYA, MANIKGANJ



PROGRESS REPORT

Range	Grade	GPA
80-100	A+	5.0
70-79	A	4.0
60-69	A-	3.5
50-59	B	3.0
40-49	C	2.0
33-39	D	1.0
00-32	F	0.0

Name of Student : *Urmil Akter*
 Student ID : 2048817
 Roll No. : 34

Class : *NINE-Day-HM-C*
 Group : *HUMANITIES*
 Year/Session : *2018*

Name of Subjects	Full Marks	HALF YEARLY				Total Marks	Annual Exam				Total Marks	GRAND FINAL				Total Marks	Letter Grade	Grade Point
		CR	MCQ	PR			CR	MCQ	PR			CR	MCQ	PR				
Bangla 1st	100	31	14	-	-	45	44	19	-	-	63	37.5	16.5	-	-	54.0	C	2.0
Bangla 2nd	100	17	7	-	-	24	24	7	-	-	31	20.5	7.0	-	-	27.5		
English 1st	100	14	-	-	-	14	37	-	-	-	37	25.5	-	-	-	25.5	F	0.0
English 2nd	100	13	-	-	-	13	15	-	-	-	15	14	-	-	-	14.0		
Mathematics	100	5	8	-	-	13	23	17	-	-	40	14	12.5	-	-	26.5	F	0.0
Relegion	100	52	18	-	-	70	55	20	-	-	75	53.5	19.0	-	-	72.5	A	4.0
Agriculture (4th)	100	31	8	8	-	47	41	10	25	-	76	36	9.0	16.5	-	61.5	A-	3.5
ICT	50	11	11	20	-	31	-	12	15	-	27	5.5	11.5	17.5	-	29.0	B	3.0
General Science	100	23	10	-	-	33	12	14	-	-	26	17.5	12.0	-	-	29.5	F	0.0
History	100	32	19	-	-	51	43	17	-	-	60	37.5	18.0	-	-	55.5	B	3.0
Geography	100	23	12	-	-	35	42	19	-	-	61	32.5	15.5	-	-	48.0	C	2.0
Civics	100	41	14	-	-	55	41	14	-	-	55	41	14.0	-	-	55.0	B	3.0

Exam Name	Total Marks	Grade	GPA	Group Position	Result Status	Without 4th	Failed Subject	Working Days	Present	Absent
HALF YEARLY	431	F	0	-	Failed	0.0	2			
Annual Exam	566	F	0	-	Failed	0.0	2			
GRAND FINAL	498.5	F	0	-	Failed	0.0	3			

Comments



Moral & Behavior Evaluation					Co-Curricular Activities				
Excellent	Good	Average	Poor		Sports	Cultural Function	Scout/BNC	Math Olympiad	

Class Teacher

Headmaster

OXFORD ACADEMY

SHIBALAYA, MANIKGANJ



PROGRESS REPORT

Range	Grade	GPA
80-100	A+	5.0
70-79	A	4.0
60-69	A-	3.5
50-59	B	3.0
40-49	C	2.0
33-39	D	1.0
00-32	F	0.0


Name of Student : *Bristy Akter*
 Student ID : 2047217
 Roll No. : 35

Class : *NINE-Day-HM-C*
 Group : *HUMANITIES*
 Year/Session : 2018

Name of Subjects	Full Marks	HALF YEARLY				Total Marks	Annual Exam				Total Marks	GRAND FINAL				Total Marks	Letter Grade	Grade Point
		CR	MCQ	PR			CR	MCQ	PR			CR	MCQ	PR				
Bangla 1st	100	18	8	-	-	26	31	18	-	-	49	24.5	13.0	-	-	37.5	D	1.0
Bangla 2nd	100	19	4	-	-	23	24	10	-	-	34	21.5	7.0	-	-	28.5		
English 1st	100	7	-	-	-	7	28	-	-	-	28	17.5	-	-	-	17.5	F	0.0
English 2nd	100	8	-	-	-	8	18	-	-	-	18	13	-	-	-	13.0		
Mathematics	100	2	9	-	-	11	23	15	-	-	38	12.5	12.0	-	-	24.5	F	0.0
Relegion	100	32	19	-	-	51	40	20	-	-	60	36	19.5	-	-	55.5	B	3.0
Agriculture (4th)	100	27	11	11	-	49	41	11	25	-	77	34	11.0	18.0	-	63.0	A-	3.5
ICT	50	13	13	20	-	33	-	14	20	-	34	6.5	13.5	20.0	-	33.5	A-	3.5
General Science	100	6	8	-	-	14	9	16	-	-	25	7.5	12.0	-	-	19.5	F	0.0
History	100	18	17	-	-	35	31	19	-	-	50	24.5	18.0	-	-	42.5	C	2.0
Geography	100	12	10	-	-	22	37	14	-	-	51	24.5	12.0	-	-	36.5	D	1.0
Civics	100	23	14	-	-	37	34	16	-	-	50	28.5	15.0	-	-	43.5	C	2.0

Exam Name	Total Marks	Grade	GPA	Group Position	Result Status	Without 4th	Failed Subject	Working Days	Present	Absent
HALF YEARLY	316	F	0	-	Failed	0.0	6			
Annual Exam	514	F	0	-	Failed	0.0	2			
GRAND FINAL	415	F	0	-	Failed	0.0	3			

Comments



Moral & Behavior Evaluation					Co-Curricular Activities				
Excellent	Good	Average	Poor		Sports	Cultural Function	Scout/BNC	Math Olympiad	

Class Teacher

Headmaster

OXFORD ACADEMY

SHIBALAYA, MANIKGANJ



PROGRESS REPORT

Range	Grade	GPA
80-100	A+	5.0
70-79	A	4.0
60-69	A-	3.5
50-59	B	3.0
40-49	C	2.0
33-39	D	1.0
00-32	F	0.0

Name of Student : *Tania Akter*
 Student ID : 2047317
 Roll No. : 36

Class : *NINE-Day-HM-C*
 Group : *HUMANITIES*
 Year/Session : *2018*

Name of Subjects	Full Marks	HALF YEARLY				Total Marks	Annual Exam				Total Marks	GRAND FINAL				Total Marks	Letter Grade	Grade Point
		CR	MCQ	PR			CR	MCQ	PR			CR	MCQ	PR				
Bangla 1st	100	32	11	-	-	43	40	22	-	-	62	36	16.5	-	-	52.5	C	2.0
Bangla 2nd	100	20	9	-	-	29	31	11	-	-	42	25.5	10.0	-	-	35.5		
English 1st	100	25	-	-	-	25	33	-	-	-	33	29	-	-	-	29.0	F	0.0
English 2nd	100	14	-	-	-	14	20	-	-	-	20	17	-	-	-	17.0		
Mathematics	100	2	10	-	-	12	27	15	-	-	42	14.5	12.5	-	-	27.0	F	0.0
Relegion	100	48	21	-	-	69	50	19	-	-	69	49	20.0	-	-	69.0	A-	3.5
Agriculture (4th)	100	33	15	15	-	63	42	13	25	-	80	37.5	14.0	20.0	-	71.5	A	4.0
ICT	50	15	15	20	-	35	-	14	20	-	34	7.5	14.5	20.0	-	34.5	A-	3.5
General Science	100	23	10	-	-	33	16	16	-	-	32	19.5	13.0	-	-	32.5	F	0.0
History	100	35	19	-	-	54	42	20	-	-	62	38.5	19.5	-	-	58.0	B	3.0
Geography	100	23	11	-	-	34	39	14	-	-	53	31	12.5	-	-	43.5	C	2.0
Civics	100	38	15	-	-	53	40	17	-	-	57	39	16.0	-	-	55.0	B	3.0

Exam Name	Total Marks	Grade	GPA	Group Position	Result Status	Without 4th	Failed Subject	Working Days	Present	Absent
HALF YEARLY	464	F	0	-	Failed	0.0	2			
Annual Exam	586	F	0	-	Failed	0.0	2			
GRAND FINAL	525	F	0	-	Failed	0.0	3			

Comments



Moral & Behavior Evaluation					Co-Curricular Activities				
Excellent	Good	Average	Poor		Sports	Cultural Function	Scout/BNC	Math Olympiad	

Class Teacher

Headmaster

OXFORD ACADEMY

SHIBALAYA, MANIKGANJ



PROGRESS REPORT

Range	Grade	GPA
80-100	A+	5.0
70-79	A	4.0
60-69	A-	3.5
50-59	B	3.0
40-49	C	2.0
33-39	D	1.0
00-32	F	0.0

Name of Student : *Sumiya Akter*
 Student ID : *2049217*
 Roll No. : *37*

Class : *NINE-Day-HM-C*
 Group : *HUMANITIES*
 Year/Session : *2018*

Name of Subjects	Full Marks	HALF YEARLY				Total Marks	Annual Exam				Total Marks	GRAND FINAL				Total Marks	Letter Grade	Grade Point
		CR	MCQ	PR			CR	MCQ	PR			CR	MCQ	PR				
Bangla 1st	100	37	13	-	-	50	47	17	-	-	64	42	15.0	-	-	57.0	C	2.0
Bangla 2nd	100	28	7	-	-	35	26	8	-	-	34	27	7.5	-	-	34.5		
English 1st	100	21	-	-	-	21	21	-	-	-	21	21	-	-	-	21.0	F	0.0
English 2nd	100	11	-	-	-	11	2	-	-	-	2	6.5	-	-	-	6.5		
Mathematics	100	2	15	-	-	17	2	9	-	-	11	2	12.0	-	-	14.0	F	0.0
Relegion	100	49	19	-	-	68	54	20	-	-	74	51.5	19.5	-	-	71.0	A	4.0
Agriculture (4th)	100	30	9	9	-	48	39	10	24	-	73	34.5	9.5	16.5	-	60.5	A-	3.5
ICT	50	14	14	20	-	34	-	10	15	-	25	7	12.0	17.5	-	29.5	B	3.0
General Science	100	17	9	-	-	26	11	11	-	-	22	14	10.0	-	-	24.0	F	0.0
History	100	40	19	-	-	59	41	17	-	-	58	40.5	18.0	-	-	58.5	B	3.0
Geography	100	15	15	-	-	30	40	13	-	-	53	27.5	14.0	-	-	41.5	C	2.0
Civics	100	36	12	-	-	48	39	15	-	-	54	37.5	13.5	-	-	51.0	B	3.0

Exam Name	Total Marks	Grade	GPA	Group Position	Result Status	Without 4th	Failed Subject	Working Days	Present	Absent
HALF YEARLY	447	F	0	-	Failed	0.0	4			
Annual Exam	491	F	0	-	Failed	0.0	3			
GRAND FINAL	469	F	0	-	Failed	0.0	3			

Comments



Moral & Behavior Evaluation					Co-Curricular Activities				
Excellent	Good	Average	Poor		Sports	Cultural Function	Scout/BNC	Math Olympiad	

Class Teacher

Headmaster

OXFORD ACADEMY

SHIBALAYA, MANIKGANJ



PROGRESS REPORT

Range	Grade	GPA
80-100	A+	5.0
70-79	A	4.0
60-69	A-	3.5
50-59	B	3.0
40-49	C	2.0
33-39	D	1.0
00-32	F	0.0

Name of Student : *Bonna Akter Rima*
 Student ID : 2046517
 Roll No. : 38

Class : *NINE-Day-HM-C*
 Group : *HUMANITIES*
 Year/Session : 2018

Name of Subjects	Full Marks	HALF YEARLY				Total Marks	Annual Exam				Total Marks	GRAND FINAL				Total Marks	Letter Grade	Grade Point
		CR	MCQ	PR			CR	MCQ	PR			CR	MCQ	PR				
Bangla 1st	100	25	15	-	-	40	36	17	-	-	53	30.5	16.0	-	-	46.5	D	1.0
Bangla 2nd	100	24	7	-	-	31	25	5	-	-	30	24.5	6.0	-	-	30.5		
English 1st	100	24	-	-	-	24	25	-	-	-	25	24.5	-	-	-	24.5	F	0.0
English 2nd	100	27	-	-	-	27	6	-	-	-	6	16.5	-	-	-	16.5		
Mathematics	100	14	6	-	-	20	26	14	-	-	40	20	10.0	-	-	30.0	F	0.0
Relegion	100	44	15	-	-	59	54	17	-	-	71	49	16.0	-	-	65.0	A-	3.5
Agriculture (4th)	100	28	12	12	-	52	43	12	25	-	80	35.5	12.0	18.5	-	66.0	A-	3.5
ICT	50	15	15	20	-	35	-	11	15	-	26	7.5	13.0	17.5	-	30.5	A-	3.5
General Science	100	10	10	-	-	20	8	11	-	-	19	9	10.5	-	-	19.5	F	0.0
History	100	35	17	-	-	52	45	21	-	-	66	40	19.0	-	-	59.0	B	3.0
Geography	100	13	13	-	-	26	33	10	-	-	43	23	11.5	-	-	34.5	D	1.0
Civics	100	36	13	-	-	49	36	15	-	-	51	36	14.0	-	-	50.0	B	3.0

Exam Name	Total Marks	Grade	GPA	Group Position	Result Status	Without 4th	Failed Subject	Working Days	Present	Absent
HALF YEARLY	435	F	0	-	Failed	0.0	4			
Annual Exam	510	F	0	-	Failed	0.0	2			
GRAND FINAL	472.5	F	0	-	Failed	0.0	3			

Comments



Moral & Behavior Evaluation					Co-Curricular Activities				
Excellent	Good	Average	Poor		Sports	Cultural Function	Scout/BNC	Math Olympiad	

Class Teacher

Headmaster

OXFORD ACADEMY

SHIBALAYA, MANIKGANJ



PROGRESS REPORT

Range	Grade	GPA
80-100	A+	5.0
70-79	A	4.0
60-69	A-	3.5
50-59	B	3.0
40-49	C	2.0
33-39	D	1.0
00-32	F	0.0


Name of Student : *Bristy Akter*
 Student ID : 2047117
 Roll No. : 39

Class : *NINE-Day-HM-C*
 Group : *HUMANITIES*
 Year/Session : *2018*

Name of Subjects	Full Marks	HALF YEARLY				Total Marks	Annual Exam				Total Marks	GRAND FINAL				Total Marks	Letter Grade	Grade Point
		CR	MCQ	PR			CR	MCQ	PR			CR	MCQ	PR				
Bangla 1st	100	35	16	-	-	51	37	19	-	-	56	36	17.5	-	-	53.5	C	2.0
Bangla 2nd	100	23	9	-	-	32	25	10	-	-	35	24	9.5	-	-	33.5		
English 1st	100	33	-	-	-	33	34	-	-	-	34	33.5	-	-	-	33.5	F	0.0
English 2nd	100	22	-	-	-	22	8	-	-	-	8	15	-	-	-	15.0		
Mathematics	100	9	10	-	-	19	23	15	-	-	38	16	12.5	-	-	28.5	F	0.0
Relegion	100	53	16	-	-	69	55	19	-	-	74	54	17.5	-	-	71.5	A	4.0
Agriculture (4th)	100	32	12	12	-	56	43	10	25	-	78	37.5	11.0	18.5	-	67.0	A-	3.5
ICT	50	13	13	20	-	33	-	11	15	-	26	6.5	12.0	17.5	-	29.5	B	3.0
General Science	100	23	11	-	-	34	25	13	-	-	38	24	12.0	-	-	36.0	D	1.0
History	100	35	23	-	-	58	40	18	-	-	58	37.5	20.5	-	-	58.0	B	3.0
Geography	100	23	15	-	-	38	41	12	-	-	53	32	13.5	-	-	45.5	C	2.0
Civics	100	40	11	-	-	51	34	13	-	-	47	37	12.0	-	-	49.0	C	2.0

Exam Name	Total Marks	Grade	GPA	Group Position	Result Status	Without 4th	Failed Subject	Working Days	Present	Absent
HALF YEARLY	496	F	0	-	Failed	0.0	2			
Annual Exam	545	F	0	-	Failed	0.0	1			
GRAND FINAL	520.5	F	0	-	Failed	0.0	2			

Comments



Moral & Behavior Evaluation					Co-Curricular Activities				
Excellent	Good	Average	Poor		Sports	Cultural Function	Scout/BNC	Math Olympiad	

Class Teacher

Headmaster

OXFORD ACADEMY

SHIBALAYA, MANIKGANJ



PROGRESS REPORT

Range	Grade	GPA
80-100	A+	5.0
70-79	A	4.0
60-69	A-	3.5
50-59	B	3.0
40-49	C	2.0
33-39	D	1.0
00-32	F	0.0

Name of Student : *Keya Akter*
 Student ID : 2045817
 Roll No. : 40

Class : *NINE-Day-HM-C*
 Group : *HUMANITIES*
 Year/Session : 2018

Name of Subjects	Full Marks	HALF YEARLY				Total Marks	Annual Exam				Total Marks	GRAND FINAL				Total Marks	Letter Grade	Grade Point
		CR	MCQ	PR			CR	MCQ	PR			CR	MCQ	PR				
Bangla 1st	100	26	14	-	-	40	43	20	-	-	63	34.5	17.0	-	-	51.5	C	2.0
Bangla 2nd	100	23	10	-	-	33	27	10	-	-	37	25	10.0	-	-	35.0		
English 1st	100	10	-	-	-	10	12	-	-	-	12	11	-	-	-	11.0	F	0.0
English 2nd	100	3	-	-	-	3	-	-	-	-	-	1.5	-	-	-	1.5		
Mathematics	100	-	7	-	-	7	1	13	-	-	14	0.5	10.0	-	-	10.5	F	0.0
Relegion	100	51	21	-	-	72	49	18	-	-	67	50	19.5	-	-	69.5	A-	3.5
Agriculture (4th)	100	32	13	13	-	58	42	9	24	-	75	37	11.0	18.5	-	66.5	A-	3.5
ICT	50	12	12	20	-	32	-	12	15	-	27	6	12.0	17.5	-	29.5	B	3.0
General Science	100	12	8	-	-	20	4	15	-	-	19	8	11.5	-	-	19.5	F	0.0
History	100	33	22	-	-	55	35	16	-	-	51	34	19.0	-	-	53.0	B	3.0
Geography	100	23	12	-	-	35	33	8	-	-	41	28	10.0	-	-	38.0	D	1.0
Civics	100	33	15	-	-	48	40	12	-	-	52	36.5	13.5	-	-	50.0	B	3.0

Exam Name	Total Marks	Grade	GPA	Group Position	Result Status	Without 4th	Failed Subject	Working Days	Present	Absent
HALF YEARLY	413	F	0	-	Failed	0.0	3			
Annual Exam	458	F	0	-	Failed	0.0	4			
GRAND FINAL	435.5	F	0	-	Failed	0.0	3			

Comments



Moral & Behavior Evaluation					Co-Curricular Activities				
Excellent	Good	Average	Poor		Sports	Cultural Function	Scout/BNC	Math Olympiad	

Class Teacher

Headmaster

OXFORD ACADEMY

SHIBALAYA, MANIKGANJ



PROGRESS REPORT

Range	Grade	GPA
80-100	A+	5.0
70-79	A	4.0
60-69	A-	3.5
50-59	B	3.0
40-49	C	2.0
33-39	D	1.0
00-32	F	0.0


Name of Student : *Popy Akter*
 Student ID : 2049417
 Roll No. : 41

Class : *NINE-Day-HM-C*
 Group : *HUMANITIES*
 Year/Session : 2018

Name of Subjects	Full Marks	HALF YEARLY				Total Marks	Annual Exam				Total Marks	GRAND FINAL				Total Marks	Letter Grade	Grade Point
		CR	MCQ	PR			CR	MCQ	PR			CR	MCQ	PR				
Bangla 1st	100	20	17	-	-	37	29	15	-	-	44	24.5	16.0	-	-	40.5	F	0.0
Bangla 2nd	100	11	9	-	-	20	27	6	-	-	33	19	7.5	-	-	26.5		
English 1st	100	3	-	-	-	3	12	-	-	-	12	7.5	-	-	-	7.5	F	0.0
English 2nd	100	2	-	-	-	2	-	-	-	-	-	1	-	-	-	1.0		
Mathematics	100	-	8	-	-	8	-	12	-	-	12	-	10.0	-	-	10.0	F	0.0
Relegion	100	36	13	-	-	49	33	10	-	-	43	34.5	11.5	-	-	46.0	C	2.0
Agriculture (4th)	100	27	9	9	-	45	39	10	23	-	72	33	9.5	16.0	-	58.5	B	3.0
ICT	50	9	9	15	-	24	-	9	15	-	24	4.5	9.0	15.0	-	24.0	C	2.0
General Science	100	-	13	-	-	13	2	14	-	-	16	1	13.5	-	-	14.5	F	0.0
History	100	16	13	-	-	29	27	13	-	-	40	21.5	13.0	-	-	34.5	F	0.0
Geography	100	13	9	-	-	22	26	7	-	-	33	19.5	8.0	-	-	27.5	F	0.0
Civics	100	11	11	-	-	22	27	12	-	-	39	19	11.5	-	-	30.5	F	0.0

Exam Name	Total Marks	Grade	GPA	Group Position	Result Status	Without 4th	Failed Subject	Working Days	Present	Absent
HALF YEARLY	274	F	0	-	Failed	0.0	7			
Annual Exam	368	F	0	-	Failed	0.0	4			
GRAND FINAL	321	F	0	-	Failed	0.0	7			

Comments



Moral & Behavior Evaluation					Co-Curricular Activities				
Excellent	Good	Average	Poor		Sports	Cultural Function	Scout/BNC	Math Olympiad	

Class Teacher

Headmaster

OXFORD ACADEMY

SHIBALAYA, MANIKGANJ



PROGRESS REPORT

Range	Grade	GPA
80-100	A+	5.0
70-79	A	4.0
60-69	A-	3.5
50-59	B	3.0
40-49	C	2.0
33-39	D	1.0
00-32	F	0.0


Name of Student : *Sanjida Afrine*
 Student ID : 2117618
 Roll No. : 42

Class : *NINE-Day-HM-C*
 Group : *HUMANITIES*
 Year/Session : 2018

Name of Subjects	Full Marks	HALF YEARLY				Total Marks	Annual Exam				Total Marks	GRAND FINAL				Total Marks	Letter Grade	Grade Point
		CR	MCQ	PR			CR	MCQ	PR			CR	MCQ	PR				
Bangla 1st	100	20	13	-	-	33	41	15	-	-	56	30.5	14.0	-	-	44.5	F	0.0
Bangla 2nd	100	10	11	-	-	21	18	9	-	-	27	14	10.0	-	-	24.0		
English 1st	100	11	-	-	-	11	10	-	-	-	10	10.5	-	-	-	10.5	F	0.0
English 2nd	100	3	-	-	-	3	4	-	-	-	4	3.5	-	-	-	3.5		
Mathematics	100	3	12	-	-	15	3	13	-	-	16	3	12.5	-	-	15.5	F	0.0
Relegion	100	44	15	-	-	59	42	11	-	-	53	43	13.0	-	-	56.0	B	3.0
Agriculture (4th)	100	29	9	9	-	47	40	9	24	-	73	34.5	9.0	16.5	-	60.0	A-	3.5
ICT	50	12	12	20	-	32	-	8	15	-	23	6	10.0	17.5	-	27.5	B	3.0
General Science	100	10	6	-	-	16	14	14	-	-	28	12	10.0	-	-	22.0	F	0.0
History	100	23	17	-	-	40	39	16	-	-	55	31	16.5	-	-	47.5	C	2.0
Geography	100	10	13	-	-	23	33	18	-	-	51	21.5	15.5	-	-	37.0	F	0.0
Civics	100	29	14	-	-	43	37	12	-	-	49	33	13.0	-	-	46.0	C	2.0

Exam Name	Total Marks	Grade	GPA	Group Position	Result Status	Without 4th	Failed Subject	Working Days	Present	Absent
HALF YEARLY	343	F	0	-	Failed	0.0	5			
Annual Exam	445	F	0	-	Failed	0.0	3			
GRAND FINAL	394	F	0	-	Failed	0.0	5			

Comments



Moral & Behavior Evaluation					Co-Curricular Activities				
Excellent	Good	Average	Poor		Sports	Cultural Function	Scout/BNC	Math Olympiad	

Class Teacher

Headmaster

OXFORD ACADEMY

SHIBALAYA, MANIKGANJ



PROGRESS REPORT

Range	Grade	GPA
80-100	A+	5.0
70-79	A	4.0
60-69	A-	3.5
50-59	B	3.0
40-49	C	2.0
33-39	D	1.0
00-32	F	0.0

Name of Student : *Bithi Rani Mandal*
 Student ID : 2117818
 Roll No. : 43

Class : *NINE-Day-HM-C*
 Group : *HUMANITIES*
 Year/Session : 2018

Name of Subjects	Full Marks	HALF YEARLY				Total Marks	Annual Exam				Total Marks	GRAND FINAL				Total Marks	Letter Grade	Grade Point
		CR	MCQ	PR			CR	MCQ	PR			CR	MCQ	PR				
Bangla 1st	100	25	15	-	-	40	38	22	-	-	60	31.5	18.5	-	-	50.0	D	1.0
Bangla 2nd	100	13	10	-	-	23	19	9	-	-	28	16	9.5	-	-	25.5		
English 1st	100	27	-	-	-	27	15	-	-	-	15	21	-	-	-	21.0	F	0.0
English 2nd	100	8	-	-	-	8	11	-	-	-	11	9.5	-	-	-	9.5		
Mathematics	100	9	12	-	-	21	5	14	-	-	19	7	13.0	-	-	20.0	F	0.0
Relegion	100	50	21	-	-	71	55	25	-	-	80	52.5	23.0	-	-	75.5	A	4.0
Agriculture (4th)	100	31	13	13	-	57	42	10	25	-	77	36.5	11.5	19.0	-	67.0	A-	3.5
ICT	50	15	15	20	-	35	-	9	15	-	24	7.5	12.0	17.5	-	29.5	B	3.0
General Science	100	16	8	-	-	24	8	13	-	-	21	12	10.5	-	-	22.5	F	0.0
History	100	34	21	-	-	55	37	19	-	-	56	35.5	20.0	-	-	55.5	B	3.0
Geography	100	15	16	-	-	31	35	19	-	-	54	25	17.5	-	-	42.5	C	2.0
Civics	100	33	16	-	-	49	34	15	-	-	49	33.5	15.5	-	-	49.0	C	2.0

Exam Name	Total Marks	Grade	GPA	Group Position	Result Status	Without 4th	Failed Subject	Working Days	Present	Absent
HALF YEARLY	441	F	0	-	Failed	0.0	5			
Annual Exam	494	F	0	-	Failed	0.0	3			
GRAND FINAL	467.5	F	0	-	Failed	0.0	3			

Comments



Moral & Behavior Evaluation					Co-Curricular Activities				
Excellent	Good	Average	Poor		Sports	Cultural Function	Scout/BNC	Math Olympiad	

Class Teacher

Headmaster

OXFORD ACADEMY

SHIBALAYA, MANIKGANJ



PROGRESS REPORT

Range	Grade	GPA
80-100	A+	5.0
70-79	A	4.0
60-69	A-	3.5
50-59	B	3.0
40-49	C	2.0
33-39	D	1.0
00-32	F	0.0


Name of Student : *Sathi Akter*
 Student ID : *2118018*
 Roll No. : *44*

Class : *NINE-Day-HM-C*
 Group : *HUMANITIES*
 Year/Session : *2018*

Name of Subjects	Full Marks	HALF YEARLY				Total Marks	Annual Exam				Total Marks	GRAND FINAL				Total Marks	Letter Grade	Grade Point
		CR	MCQ	PR			CR	MCQ	PR			CR	MCQ	PR				
Bangla 1st	100	27	16	-	-	43	42	18	-	-	60	34.5	17.0	-	-	51.5	D	1.0
Bangla 2nd	100	13	9	-	-	22	20	6	-	-	26	16.5	7.5	-	-	24.0		
English 1st	100	24	-	-	-	24	16	-	-	-	16	20	-	-	-	20.0	F	0.0
English 2nd	100	6	-	-	-	6	7	-	-	-	7	6.5	-	-	-	6.5		
Mathematics	100	2	10	-	-	12	5	13	-	-	18	3.5	11.5	-	-	15.0	F	0.0
Relegion	100	50	19	-	-	69	43	11	-	-	54	46.5	15.0	-	-	61.5	A-	3.5
Agriculture (4th)	100	29	13	13	-	55	42	10	25	-	77	35.5	11.5	19.0	-	66.0	A-	3.5
ICT	50	14	14	20	-	34	-	8	15	-	23	7	11.0	17.5	-	28.5	B	3.0
General Science	100	24	10	-	-	34	8	10	-	-	18	16	10.0	-	-	26.0	F	0.0
History	100	27	17	-	-	44	31	15	-	-	46	29	16.0	-	-	45.0	C	2.0
Geography	100	14	13	-	-	27	33	19	-	-	52	23.5	16.0	-	-	39.5	D	1.0
Civics	100	26	16	-	-	42	35	15	-	-	50	30.5	15.5	-	-	46.0	C	2.0

Exam Name	Total Marks	Grade	GPA	Group Position	Result Status	Without 4th	Failed Subject	Working Days	Present	Absent
HALF YEARLY	412	F	0	-	Failed	0.0	4			
Annual Exam	447	F	0	-	Failed	0.0	3			
GRAND FINAL	429.5	F	0	-	Failed	0.0	3			

Comments



Moral & Behavior Evaluation					Co-Curricular Activities				
Excellent	Good	Average	Poor		Sports	Cultural Function	Scout/BNC	Math Olympiad	

Class Teacher

Headmaster

OXFORD ACADEMY

SHIBALAYA, MANIKGANJ



PROGRESS REPORT

Range	Grade	GPA
80-100	A+	5.0
70-79	A	4.0
60-69	A-	3.5
50-59	B	3.0
40-49	C	2.0
33-39	D	1.0
00-32	F	0.0

Name of Student : *Tumpa Rani Halder*
 Student ID : 2045517
 Roll No. : 45

Class : *NINE-Day-HM-C*
 Group : *HUMANITIES*
 Year/Session : 2018

Name of Subjects	Full Marks	HALF YEARLY				Total Marks	Annual Exam				Total Marks	GRAND FINAL				Total Marks	Letter Grade	Grade Point
		CR	MCQ	PR			CR	MCQ	PR			CR	MCQ	PR				
Bangla 1st	100	39	15	-	-	54	52	25	-	-	77	45.5	20.0	-	-	65.5	B	3.0
Bangla 2nd	100	23	11	-	-	34	36	6	-	-	42	29.5	8.5	-	-	38.0		
English 1st	100	33	-	-	-	33	44	-	-	-	44	38.5	-	-	-	38.5	D	1.0
English 2nd	100	33	-	-	-	33	36	-	-	-	36	34.5	-	-	-	34.5		
Mathematics	100	8	11	-	-	19	27	10	-	-	37	17.5	10.5	-	-	28.0	F	0.0
Relegion	100	56	22	-	-	78	67	18	-	-	85	61.5	20.0	-	-	81.5	A+	5.0
Agriculture (4th)	100	31	12	12	-	55	42	10	25	-	77	36.5	11.0	18.5	-	66.0	A-	3.5
ICT	50	9	9	15	-	24	-	10	15	-	25	4.5	9.5	15.0	-	24.5	C	2.0
General Science	100	32	10	-	-	42	40	15	-	-	55	36	12.5	-	-	48.5	C	2.0
History	100	41	19	-	-	60	43	14	-	-	57	42	16.5	-	-	58.5	B	3.0
Geography	100	23	14	-	-	37	39	16	-	-	55	31	15.0	-	-	46.0	C	2.0
Civics	100	40	16	-	-	56	37	10	-	-	47	38.5	13.0	-	-	51.5	B	3.0

Exam Name	Total Marks	Grade	GPA	Group Position	Result Status	Without 4th	Failed Subject	Working Days	Present	Absent
HALF YEARLY	525	F	0	-	Failed	0.0	1			
Annual Exam	637	B	3	8	Passed	2.78	0			
GRAND FINAL	581	F	0	-	Failed	0.0	1			

Comments



Moral & Behavior Evaluation					Co-Curricular Activities				
Excellent	Good	Average	Poor		Sports	Cultural Function	Scout/BNC	Math Olympiad	

Class Teacher

Headmaster

OXFORD ACADEMY

SHIBALAYA, MANIKGANJ



PROGRESS REPORT

Range	Grade	GPA
80-100	A+	5.0
70-79	A	4.0
60-69	A-	3.5
50-59	B	3.0
40-49	C	2.0
33-39	D	1.0
00-32	F	0.0


Name of Student : *Md Emon Hossain*
 Student ID : 2051417
 Roll No. : 46

Class : *NINE-Day-HM-C*
 Group : *HUMANITIES*
 Year/Session : *2018*

Name of Subjects	Full Marks	HALF YEARLY				Total Marks	Annual Exam				Total Marks	GRAND FINAL				Total Marks	Letter Grade	Grade Point
		CR	MCQ	PR			CR	MCQ	PR			CR	MCQ	PR				
Bangla 1st	100	28	16	-	-	44	39	21	-	-	60	33.5	18.5	-	-	52.0	C	2.0
Bangla 2nd	100	23	13	-	-	36	28	11	-	-	39	25.5	12.0	-	-	37.5		
English 1st	100	52	-	-	-	52	46	-	-	-	46	49	-	-	-	49.0	F	0.0
English 2nd	100	20	-	-	-	20	12	-	-	-	12	16	-	-	-	16.0		
Mathematics	100	12	17	-	-	29	37	16	-	-	53	24.5	16.5	-	-	41.0	C	2.0
Relegion	100	44	20	-	-	64	40	21	-	-	61	42	20.5	-	-	62.5	A-	3.5
Agriculture (4th)	100	28	11	11	-	50	35	13	23	-	71	31.5	12.0	17.0	-	60.5	A-	3.5
ICT	50	14	14	20	-	34	-	8	15	-	23	7	11.0	17.5	-	28.5	B	3.0
General Science	100	38	15	-	-	53	24	20	-	-	44	31	17.5	-	-	48.5	C	2.0
History	100	38	20	-	-	58	38	24	-	-	62	38	22.0	-	-	60.0	A-	3.5
Geography	100	23	16	-	-	39	38	19	-	-	57	30.5	17.5	-	-	48.0	C	2.0
Civics	100	30	18	-	-	48	35	16	-	-	51	32.5	17.0	-	-	49.5	C	2.0

Exam Name	Total Marks	Grade	GPA	Group Position	Result Status	Without 4th	Failed Subject	Working Days	Present	Absent
HALF YEARLY	527	F	0	-	Failed	0.0	1			
Annual Exam	579	F	0	-	Failed	0.0	1			
GRAND FINAL	553	F	0	-	Failed	0.0	1			

Comments



Moral & Behavior Evaluation					Co-Curricular Activities				
Excellent	Good	Average	Poor		Sports	Cultural Function	Scout/BNC	Math Olympiad	

Class Teacher

Headmaster

OXFORD ACADEMY

SHIBALAYA, MANIKGANJ



PROGRESS REPORT

Range	Grade	GPA
80-100	A+	5.0
70-79	A	4.0
60-69	A-	3.5
50-59	B	3.0
40-49	C	2.0
33-39	D	1.0
00-32	F	0.0


Name of Student : Md Nasim Mir
 Student ID : 2051517
 Roll No. : 47

Class : NINE-Day-HM-C
 Group : HUMANITIES
 Year/Session : 2018

Name of Subjects	Full Marks	HALF YEARLY				Total Marks	Annual Exam				Total Marks	GRAND FINAL				Total Marks	Letter Grade	Grade Point
		CR	MCQ	PR			CR	MCQ	PR			CR	MCQ	PR				
Bangla 1st	100	30	13	-	-	43	34	21	-	-	55	32	17.0	-	-	49.0	C	2.0
Bangla 2nd	100	23	13	-	-	36	27	10	-	-	37	25	11.5	-	-	36.5		
English 1st	100	51	-	-	-	51	41	-	-	-	41	46	-	-	-	46.0	D	1.0
English 2nd	100	26	-	-	-	26	36	-	-	-	36	31	-	-	-	31.0		
Mathematics	100	26	16	-	-	42	37	17	-	-	54	31.5	16.5	-	-	48.0	C	2.0
Relegion	100	46	21	-	-	67	43	22	-	-	65	44.5	21.5	-	-	66.0	A-	3.5
Agriculture (4th)	100	24	13	13	-	50	35	13	23	-	71	29.5	13.0	18.0	-	60.5	A-	3.5
ICT	50	13	13	20	-	33	-	6	15	-	21	6.5	9.5	17.5	-	27.0	B	3.0
General Science	100	23	15	-	-	38	25	16	-	-	41	24	15.5	-	-	39.5	D	1.0
History	100	42	19	-	-	61	40	25	-	-	65	41	22.0	-	-	63.0	A-	3.5
Geography	100	17	16	-	-	33	38	18	-	-	56	27.5	17.0	-	-	44.5	C	2.0
Civics	100	28	20	-	-	48	31	17	-	-	48	29.5	18.5	-	-	48.0	C	2.0

Exam Name	Total Marks	Grade	GPA	Group Position	Result Status	Without 4th	Failed Subject	Working Days	Present	Absent
HALF YEARLY	528	F	0	-	Failed	0.0	1			
Annual Exam	590	C	2.67	10	Passed	2.44	0			
GRAND FINAL	559	C	2.39	6	Passed	2.22	0			

Comments



Moral & Behavior Evaluation					Co-Curricular Activities				
Excellent	Good	Average	Poor		Sports	Cultural Function	Scout/BNC	Math Olympiad	

Class Teacher

Headmaster

OXFORD ACADEMY

SHIBALAYA, MANIKGANJ



PROGRESS REPORT

Range	Grade	GPA
80-100	A+	5.0
70-79	A	4.0
60-69	A-	3.5
50-59	B	3.0
40-49	C	2.0
33-39	D	1.0
00-32	F	0.0


Name of Student : *Md Roki*
 Student ID : 2057817
 Roll No. : 48

Class : *NINE-Day-HM-C*
 Group : *HUMANITIES*
 Year/Session : 2018

Name of Subjects	Full Marks	HALF YEARLY				Total Marks	Annual Exam				Total Marks	GRAND FINAL				Total Marks	Letter Grade	Grade Point
		CR	MCQ	PR			CR	MCQ	PR			CR	MCQ	PR				
Bangla 1st	100	16	13	-	-	29	35	21	-	-	56	25.5	17.0	-	-	42.5	D	1.0
Bangla 2nd	100	17	14	-	-	31	25	10	-	-	35	21	12.0	-	-	33.0		
English 1st	100	29	-	-	-	29	25	-	-	-	25	27	-	-	-	27.0	F	0.0
English 2nd	100	10	-	-	-	10	-	-	-	-	-	5	-	-	-	5.0		
Mathematics	100	3	9	-	-	12	23	18	-	-	41	13	13.5	-	-	26.5	F	0.0
Relegion	100	34	20	-	-	54	51	22	-	-	73	42.5	21.0	-	-	63.5	A-	3.5
Agriculture (4th)	100	21	12	12	-	45	29	13	22	-	64	25	12.5	17.0	-	54.5	B	3.0
ICT	50	15	15	20	-	35	-	8	15	-	23	7.5	11.5	17.5	-	29.0	B	3.0
General Science	100	23	15	-	-	38	18	16	-	-	34	20.5	15.5	-	-	36.0	F	0.0
History	100	33	21	-	-	54	34	23	-	-	57	33.5	22.0	-	-	55.5	B	3.0
Geography	100	12	6	-	-	18	30	18	-	-	48	21	12.0	-	-	33.0	F	0.0
Civics	100	27	16	-	-	43	29	16	-	-	45	28	16.0	-	-	44.0	C	2.0

Exam Name	Total Marks	Grade	GPA	Group Position	Result Status	Without 4th	Failed Subject	Working Days	Present	Absent
HALF YEARLY	398	F	0	-	Failed	0.0	4			
Annual Exam	501	F	0	-	Failed	0.0	2			
GRAND FINAL	449.5	F	0	-	Failed	0.0	4			

Comments



Moral & Behavior Evaluation					Co-Curricular Activities				
Excellent	Good	Average	Poor		Sports	Cultural Function	Scout/BNC	Math Olympiad	

Class Teacher

Headmaster

OXFORD ACADEMY

SHIBALAYA, MANIKGANJ



PROGRESS REPORT

Range	Grade	GPA
80-100	A+	5.0
70-79	A	4.0
60-69	A-	3.5
50-59	B	3.0
40-49	C	2.0
33-39	D	1.0
00-32	F	0.0


Name of Student : *Ashikuzzaman Khan Rony*
 Student ID : 2051917
 Roll No. : 49

Class : *NINE-Day-HM-C*
 Group : *HUMANITIES*
 Year/Session : 2018

Name of Subjects	Full Marks	HALF YEARLY				Total Marks	Annual Exam				Total Marks	GRAND FINAL				Total Marks	Letter Grade	Grade Point
		CR	MCQ	PR			CR	MCQ	PR			CR	MCQ	PR				
Bangla 1st	100	28	11	-	-	39	41	20	-	-	61	34.5	15.5	-	-	50.0	C	2.0
Bangla 2nd	100	21	14	-	-	35	29	10	-	-	39	25	12.0	-	-	37.0		
English 1st	100	62	-	-	-	62	44	-	-	-	44	53	-	-	-	53.0	C	2.0
English 2nd	100	40	-	-	-	40	36	-	-	-	36	38	-	-	-	38.0		
Mathematics	100	7	17	-	-	24	31	17	-	-	48	19	17.0	-	-	36.0	F	0.0
Relegion	100	57	22	-	-	79	52	23	-	-	75	54.5	22.5	-	-	77.0	A	4.0
Agriculture (4th)	100	28	11	11	-	50	39	13	23	-	75	33.5	12.0	17.0	-	62.5	A-	3.5
ICT	50	13	13	20	-	33	-	5	15	-	20	6.5	9.0	17.5	-	26.5	B	3.0
General Science	100	33	14	-	-	47	23	16	-	-	39	28	15.0	-	-	43.0	C	2.0
History	100	42	21	-	-	63	43	24	-	-	67	42.5	22.5	-	-	65.0	A-	3.5
Geography	100	23	16	-	-	39	39	19	-	-	58	31	17.5	-	-	48.5	C	2.0
Civics	100	37	18	-	-	55	34	17	-	-	51	35.5	17.5	-	-	53.0	B	3.0

Exam Name	Total Marks	Grade	GPA	Group Position	Result Status	Without 4th	Failed Subject	Working Days	Present	Absent
HALF YEARLY	566	F	0	-	Failed	0.0	1			
Annual Exam	613	C	2.83	9	Passed	2.61	0			
GRAND FINAL	589.5	F	0	-	Failed	0.0	1			

Comments



Moral & Behavior Evaluation					Co-Curricular Activities				
Excellent	Good	Average	Poor		Sports	Cultural Function	Scout/BNC	Math Olympiad	

Class Teacher

Headmaster

OXFORD ACADEMY

SHIBALAYA, MANIKGANJ



PROGRESS REPORT

Range	Grade	GPA
80-100	A+	5.0
70-79	A	4.0
60-69	A-	3.5
50-59	B	3.0
40-49	C	2.0
33-39	D	1.0
00-32	F	0.0


Name of Student : *Hridoy Halder*
 Student ID : *2051117*
 Roll No. : *50*

Class : *NINE-Day-HM-C*
 Group : *HUMANITIES*
 Year/Session : *2018*

Name of Subjects	Full Marks	HALF YEARLY				Total Marks	Annual Exam				Total Marks	GRAND FINAL				Total Marks	Letter Grade	Grade Point
		CR	MCQ	PR			CR	MCQ	PR			CR	MCQ	PR				
Bangla 1st	100	26	13	-	-	39	38	21	-	-	59	32	17.0	-	-	49.0	C	2.0
Bangla 2nd	100	23	13	-	-	36	25	10	-	-	35	24	11.5	-	-	35.5		
English 1st	100	58	-	-	-	58	36	-	-	-	36	47	-	-	-	47.0	F	0.0
English 2nd	100	13	-	-	-	13	10	-	-	-	10	11.5	-	-	-	11.5		
Mathematics	100	2	8	-	-	10	29	17	-	-	46	15.5	12.5	-	-	28.0	F	0.0
Relegion	100	46	23	-	-	69	30	23	-	-	53	38	23.0	-	-	61.0	A-	3.5
Agriculture (4th)	100	26	12	12	-	50	29	13	22	-	64	27.5	12.5	17.0	-	57.0	B	3.0
ICT	50	16	16	20	-	36	-	6	15	-	21	8	11.0	17.5	-	28.5	B	3.0
General Science	100	17	14	-	-	31	23	16	-	-	39	20	15.0	-	-	35.0	F	0.0
History	100	38	20	-	-	58	35	22	-	-	57	36.5	21.0	-	-	57.5	B	3.0
Geography	100	13	16	-	-	29	36	16	-	-	52	24.5	16.0	-	-	40.5	C	2.0
Civics	100	23	16	-	-	39	23	17	-	-	40	23	16.5	-	-	39.5	D	1.0

Exam Name	Total Marks	Grade	GPA	Group Position	Result Status	Without 4th	Failed Subject	Working Days	Present	Absent
HALF YEARLY	468	F	0	-	Failed	0.0	3			
Annual Exam	512	F	0	-	Failed	0.0	1			
GRAND FINAL	490	F	0	-	Failed	0.0	3			

Comments



Moral & Behavior Evaluation					Co-Curricular Activities				
Excellent	Good	Average	Poor		Sports	Cultural Function	Scout/BNC	Math Olympiad	

Class Teacher

Headmaster

OXFORD ACADEMY

SHIBALAYA, MANIKGANJ



PROGRESS REPORT

Range	Grade	GPA
80-100	A+	5.0
70-79	A	4.0
60-69	A-	3.5
50-59	B	3.0
40-49	C	2.0
33-39	D	1.0
00-32	F	0.0


Name of Student : *Najmul Hasan Munna*
 Student ID : 2053617
 Roll No. : 51

Class : *NINE-Day-HM-C*
 Group : *HUMANITIES*
 Year/Session : 2018

Name of Subjects	Full Marks	HALF YEARLY				Total Marks	Annual Exam				Total Marks	GRAND FINAL				Total Marks	Letter Grade	Grade Point
		CR	MCQ	PR			CR	MCQ	PR			CR	MCQ	PR				
Bangla 1st	100	27	14	-	-	41	35	21	-	-	56	31	17.5	-	-	48.5	D	1.0
Bangla 2nd	100	16	10	-	-	26	23	10	-	-	33	19.5	10.0	-	-	29.5		
English 1st	100	61	-	-	-	61	34	-	-	-	34	47.5	-	-	-	47.5	F	0.0
English 2nd	100	15	-	-	-	15	11	-	-	-	11	13	-	-	-	13.0		
Mathematics	100	2	17	-	-	19	34	18	-	-	52	18	17.5	-	-	35.5	F	0.0
Relegion	100	35	22	-	-	57	47	21	-	-	68	41	21.5	-	-	62.5	A-	3.5
Agriculture (4th)	100	27	11	11	-	49	30	13	23	-	66	28.5	12.0	17.0	-	57.5	B	3.0
ICT	50	17	17	20	-	37	-	6	15	-	21	8.5	11.5	17.5	-	29.0	B	3.0
General Science	100	23	14	-	-	37	24	16	-	-	40	23.5	15.0	-	-	38.5	D	1.0
History	100	30	20	-	-	50	37	25	-	-	62	33.5	22.5	-	-	56.0	B	3.0
Geography	100	14	16	-	-	30	35	16	-	-	51	24.5	16.0	-	-	40.5	C	2.0
Civics	100	29	17	-	-	46	30	17	-	-	47	29.5	17.0	-	-	46.5	C	2.0

Exam Name	Total Marks	Grade	GPA	Group Position	Result Status	Without 4th	Failed Subject	Working Days	Present	Absent
HALF YEARLY	468	F	0	-	Failed	0.0	3			
Annual Exam	541	F	0	-	Failed	0.0	1			
GRAND FINAL	504.5	F	0	-	Failed	0.0	2			

Comments



Moral & Behavior Evaluation					Co-Curricular Activities				
Excellent	Good	Average	Poor		Sports	Cultural Function	Scout/BNC	Math Olympiad	

Class Teacher

Headmaster

OXFORD ACADEMY

SHIBALAYA, MANIKGANJ



PROGRESS REPORT

Range	Grade	GPA
80-100	A+	5.0
70-79	A	4.0
60-69	A-	3.5
50-59	B	3.0
40-49	C	2.0
33-39	D	1.0
00-32	F	0.0

Name of Student : *Ranjon Kumar Shil*
 Student ID : 2052917
 Roll No. : 52

Class : *NINE-Day-HM-C*
 Group : *HUMANITIES*
 Year/Session : 2018

Name of Subjects	Full Marks	HALF YEARLY				Total Marks	Annual Exam				Total Marks	GRAND FINAL				Total Marks	Letter Grade	Grade Point
		CR	MCQ	PR			CR	MCQ	PR			CR	MCQ	PR				
Bangla 1st	100	27	14	-	-	41	31	18	-	-	49	29	16.0	-	-	45.0	D	1.0
Bangla 2nd	100	16	9	-	-	25	23	11	-	-	34	19.5	10.0	-	-	29.5		
English 1st	100	41	-	-	-	41	33	-	-	-	33	37	-	-	-	37.0	F	0.0
English 2nd	100	22	-	-	-	22	-	-	-	-	-	11	-	-	-	11.0		
Mathematics	100	3	8	-	-	11	32	20	-	-	52	17.5	14.0	-	-	31.5	F	0.0
Relegion	100	47	24	-	-	71	39	24	-	-	63	43	24.0	-	-	67.0	A-	3.5
Agriculture (4th)	100	21	11	11	-	43	32	13	23	-	68	26.5	12.0	17.0	-	55.5	B	3.0
ICT	50	15	15	20	-	35	-	9	15	-	24	7.5	12.0	17.5	-	29.5	B	3.0
General Science	100	23	15	-	-	38	23	18	-	-	41	23	16.5	-	-	39.5	D	1.0
History	100	33	19	-	-	52	39	23	-	-	62	36	21.0	-	-	57.0	B	3.0
Geography	100	16	15	-	-	31	27	19	-	-	46	21.5	17.0	-	-	38.5	F	0.0
Civics	100	25	15	-	-	40	30	18	-	-	48	27.5	16.5	-	-	44.0	C	2.0

Exam Name	Total Marks	Grade	GPA	Group Position	Result Status	Without 4th	Failed Subject	Working Days	Present	Absent
HALF YEARLY	450	F	0	-	Failed	0.0	4			
Annual Exam	520	F	0	-	Failed	0.0	1			
GRAND FINAL	485	F	0	-	Failed	0.0	3			

Comments



Moral & Behavior Evaluation					Co-Curricular Activities				
Excellent	Good	Average	Poor		Sports	Cultural Function	Scout/BNC	Math Olympiad	

Class Teacher

Headmaster

OXFORD ACADEMY

SHIBALAYA, MANIKGANJ



PROGRESS REPORT

Range	Grade	GPA
80-100	A+	5.0
70-79	A	4.0
60-69	A-	3.5
50-59	B	3.0
40-49	C	2.0
33-39	D	1.0
00-32	F	0.0

Name of Student : *Sahiv Ahmmmed Joy*
 Student ID : 2118218
 Roll No. : 53

Class : *NINE-Day-HM-C*
 Group : *HUMANITIES*
 Year/Session : 2018

Name of Subjects	Full Marks	HALF YEARLY				Total Marks	Annual Exam				Total Marks	GRAND FINAL				Total Marks	Letter Grade	Grade Point
		CR	MCQ	PR			CR	MCQ	PR			CR	MCQ	PR				
Bangla 1st	100	17	10	-	-	27	27	19	-	-	46	22	14.5	-	-	36.5	F	0.0
Bangla 2nd	100	14	11	-	-	25	17	10	-	-	27	15.5	10.5	-	-	26.0		
English 1st	100	40	-	-	-	40	17	-	-	-	17	28.5	-	-	-	28.5	F	0.0
English 2nd	100	10	-	-	-	10	2	-	-	-	2	6	-	-	-	6.0		
Mathematics	100	-	17	-	-	17	8	14	-	-	22	4	15.5	-	-	19.5	F	0.0
Relegion	100	29	20	-	-	49	38	23	-	-	61	33.5	21.5	-	-	55.0	B	3.0
Agriculture (4th)	100	14	13	13	-	40	21	13	20	-	54	17.5	13.0	16.5	-	47.0	C	2.0
ICT	50	13	13	20	-	33	-	8	15	-	23	6.5	10.5	17.5	-	28.0	B	3.0
General Science	100	1	14	-	-	15	6	18	-	-	24	3.5	16.0	-	-	19.5	F	0.0
History	100	13	18	-	-	31	32	23	-	-	55	22.5	20.5	-	-	43.0	F	0.0
Geography	100	4	14	-	-	18	7	19	-	-	26	5.5	16.5	-	-	22.0	F	0.0
Civics	100	9	17	-	-	26	24	18	-	-	42	16.5	17.5	-	-	34.0	F	0.0

Exam Name	Total Marks	Grade	GPA	Group Position	Result Status	Without 4th	Failed Subject	Working Days	Present	Absent
HALF YEARLY	331	F	0	-	Failed	0.0	7			
Annual Exam	399	F	0	-	Failed	0.0	5			
GRAND FINAL	365	F	0	-	Failed	0.0	7			

Comments



Moral & Behavior Evaluation					Co-Curricular Activities				
Excellent	Good	Average	Poor		Sports	Cultural Function	Scout/BNC	Math Olympiad	

Class Teacher

Headmaster

OXFORD ACADEMY

SHIBALAYA, MANIKGANJ



PROGRESS REPORT

Range	Grade	GPA
80-100	A+	5.0
70-79	A	4.0
60-69	A-	3.5
50-59	B	3.0
40-49	C	2.0
33-39	D	1.0
00-32	F	0.0

Name of Student : *Lakkhan Halder*
 Student ID : 2052417
 Roll No. : 54

Class : *NINE-Day-HM-C*
 Group : *HUMANITIES*
 Year/Session : 2018

Name of Subjects	Full Marks	HALF YEARLY				Total Marks	Annual Exam				Total Marks	GRAND FINAL				Total Marks	Letter Grade	Grade Point
		CR	MCQ	PR			CR	MCQ	PR			CR	MCQ	PR				
Bangla 1st	100	24	10	-	-	34	37	18	-	-	55	30.5	14.0	-	-	44.5	D	1.0
Bangla 2nd	100	16	14	-	-	30	17	9	-	-	26	16.5	11.5	-	-	28.0		
English 1st	100	36	-	-	-	36	33	-	-	-	33	34.5	-	-	-	34.5	F	0.0
English 2nd	100	9	-	-	-	9	4	-	-	-	4	6.5	-	-	-	6.5		
Mathematics	100	8	13	-	-	21	23	16	-	-	39	15.5	14.5	-	-	30.0	F	0.0
Relegion	100	47	19	-	-	66	39	24	-	-	63	43	21.5	-	-	64.5	A-	3.5
Agriculture (4th)	100	26	11	11	-	48	40	13	25	-	78	33	12.0	18.0	-	63.0	A-	3.5
ICT	50	13	13	20	-	33	-	9	15	-	24	6.5	11.0	17.5	-	28.5	B	3.0
General Science	100	24	14	-	-	38	13	17	-	-	30	18.5	15.5	-	-	34.0	F	0.0
History	100	39	18	-	-	57	37	25	-	-	62	38	21.5	-	-	59.5	B	3.0
Geography	100	17	15	-	-	32	32	16	-	-	48	24.5	15.5	-	-	40.0	C	2.0
Civics	100	27	17	-	-	44	31	14	-	-	45	29	15.5	-	-	44.5	C	2.0

Exam Name	Total Marks	Grade	GPA	Group Position	Result Status	Without 4th	Failed Subject	Working Days	Present	Absent
HALF YEARLY	448	F	0	-	Failed	0.0	4			
Annual Exam	507	F	0	-	Failed	0.0	2			
GRAND FINAL	477.5	F	0	-	Failed	0.0	3			

Comments



Moral & Behavior Evaluation					Co-Curricular Activities				
Excellent	Good	Average	Poor		Sports	Cultural Function	Scout/BNC	Math Olympiad	

Class Teacher

Headmaster

OXFORD ACADEMY

SHIBALAYA, MANIKGANJ



PROGRESS REPORT

Range	Grade	GPA
80-100	A+	5.0
70-79	A	4.0
60-69	A-	3.5
50-59	B	3.0
40-49	C	2.0
33-39	D	1.0
00-32	F	0.0

Name of Student : *Md Rifat Mahmud Himel*
 Student ID : 2051817
 Roll No. : 55

Class : *NINE-Day-HM-C*
 Group : *HUMANITIES*
 Year/Session : *2018*

Name of Subjects	Full Marks	HALF YEARLY				Total Marks	Annual Exam				Total Marks	GRAND FINAL				Total Marks	Letter Grade	Grade Point
		CR	MCQ	PR			CR	MCQ	PR			CR	MCQ	PR				
Bangla 1st	100	15	11	-	-	26	37	19	-	-	56	26	15.0	-	-	41.0	F	0.0
Bangla 2nd	100	14	14	-	-	28	19	10	-	-	29	16.5	12.0	-	-	28.5		
English 1st	100	47	-	-	-	47	22	-	-	-	22	34.5	-	-	-	34.5	F	0.0
English 2nd	100	9	-	-	-	9	6	-	-	-	6	7.5	-	-	-	7.5		
Mathematics	100	-	7	-	-	7	23	17	-	-	40	11.5	12.0	-	-	23.5	F	0.0
Relegion	100	41	18	-	-	59	31	21	-	-	52	36	19.5	-	-	55.5	B	3.0
Agriculture (4th)	100	28	11	11	-	50	40	13	25	-	78	34	12.0	18.0	-	64.0	A-	3.5
ICT	50	10	10	20	-	30	-	5	15	-	20	5	7.5	17.5	-	25.0	B	3.0
General Science	100	1	14	-	-	15	23	17	-	-	40	12	15.5	-	-	27.5	F	0.0
History	100	41	17	-	-	58	34	23	-	-	57	37.5	20.0	-	-	57.5	B	3.0
Geography	100	15	16	-	-	31	31	17	-	-	48	23	16.5	-	-	39.5	D	1.0
Civics	100	28	18	-	-	46	31	12	-	-	43	29.5	15.0	-	-	44.5	C	2.0

Exam Name	Total Marks	Grade	GPA	Group Position	Result Status	Without 4th	Failed Subject	Working Days	Present	Absent
HALF YEARLY	406	F	0	-	Failed	0.0	5			
Annual Exam	491	F	0	-	Failed	0.0	1			
GRAND FINAL	448.5	F	0	-	Failed	0.0	4			

Comments



Moral & Behavior Evaluation					Co-Curricular Activities				
Excellent	Good	Average	Poor		Sports	Cultural Function	Scout/BNC	Math Olympiad	

Class Teacher

Headmaster

OXFORD ACADEMY

SHIBALAYA, MANIKGANJ



PROGRESS REPORT

Range	Grade	GPA
80-100	A+	5.0
70-79	A	4.0
60-69	A-	3.5
50-59	B	3.0
40-49	C	2.0
33-39	D	1.0
00-32	F	0.0


Name of Student : *Raaz Babu*
 Student ID : 2055217
 Roll No. : 56

Class : *NINE-Day-HM-C*
 Group : *HUMANITIES*
 Year/Session : 2018

Name of Subjects	Full Marks	HALF YEARLY				Total Marks	Annual Exam				Total Marks	GRAND FINAL				Total Marks	Letter Grade	Grade Point
		CR	MCQ	PR			CR	MCQ	PR			CR	MCQ	PR				
Bangla 1st	100	16	10	-	-	26	32	20	-	-	52	24	15.0	-	-	39.0	F	0.0
Bangla 2nd	100	12	13	-	-	25	12	9	-	-	21	12	11.0	-	-	23.0		
English 1st	100	43	-	-	-	43	18	-	-	-	18	30.5	-	-	-	30.5	F	0.0
English 2nd	100	5	-	-	-	5	8	-	-	-	8	6.5	-	-	-	6.5		
Mathematics	100	-	5	-	-	5	23	17	-	-	40	11.5	11.0	-	-	22.5	F	0.0
Relegion	100	34	18	-	-	52	41	21	-	-	62	37.5	19.5	-	-	57.0	B	3.0
Agriculture (4th)	100	22	11	11	-	44	34	13	23	-	70	28	12.0	17.0	-	57.0	B	3.0
ICT	50	17	17	20	-	37	-	6	15	-	21	8.5	11.5	17.5	-	29.0	B	3.0
General Science	100	1	12	-	-	13	12	17	-	-	29	6.5	14.5	-	-	21.0	F	0.0
History	100	22	18	-	-	40	28	24	-	-	52	25	21.0	-	-	46.0	C	2.0
Geography	100	3	16	-	-	19	6	16	-	-	22	4.5	16.0	-	-	20.5	F	0.0
Civics	100	23	16	-	-	39	30	16	-	-	46	26.5	16.0	-	-	42.5	C	2.0

Exam Name	Total Marks	Grade	GPA	Group Position	Result Status	Without 4th	Failed Subject	Working Days	Present	Absent
HALF YEARLY	348	F	0	-	Failed	0.0	6			
Annual Exam	441	F	0	-	Failed	0.0	4			
GRAND FINAL	394.5	F	0	-	Failed	0.0	5			

Comments



Moral & Behavior Evaluation					Co-Curricular Activities				
Excellent	Good	Average	Poor		Sports	Cultural Function	Scout/BNC	Math Olympiad	

Class Teacher

Headmaster

OXFORD ACADEMY

SHIBALAYA, MANIKGANJ



PROGRESS REPORT

Range	Grade	GPA
80-100	A+	5.0
70-79	A	4.0
60-69	A-	3.5
50-59	B	3.0
40-49	C	2.0
33-39	D	1.0
00-32	F	0.0

Name of Student : *Md Ahad Khan*
 Student ID : 2058817
 Roll No. : 57

Class : *NINE-Day-HM-C*
 Group : *HUMANITIES*
 Year/Session : *2018*

Name of Subjects	Full Marks	HALF YEARLY				Total Marks	Annual Exam				Total Marks	GRAND FINAL				Total Marks	Letter Grade	Grade Point
		CR	MCQ	PR			CR	MCQ	PR			CR	MCQ	PR				
Bangla 1st	100	12	14	-	-	26	31	16	-	-	47	21.5	15.0	-	-	36.5	F	0.0
Bangla 2nd	100	10	11	-	-	21	16	9	-	-	25	13	10.0	-	-	23.0		
English 1st	100	15	-	-	-	15	13	-	-	-	13	14	-	-	-	14.0	F	0.0
English 2nd	100	1	-	-	-	1	2	-	-	-	2	1.5	-	-	-	1.5		
Mathematics	100	-	6	-	-	6	9	17	-	-	26	4.5	11.5	-	-	16.0	F	0.0
Relegion	100	33	17	-	-	50	42	21	-	-	63	37.5	19.0	-	-	56.5	B	3.0
Agriculture (4th)	100	6	12	12	-	30	27	11	21	-	59	16.5	11.5	16.5	-	44.5	F	0.0
ICT	50	13	13	20	-	33	-	9	15	-	24	6.5	11.0	17.5	-	28.5	B	3.0
General Science	100	-	12	-	-	12	1	16	-	-	17	0.5	14.0	-	-	14.5	F	0.0
History	100	11	18	-	-	29	24	24	-	-	48	17.5	21.0	-	-	38.5	F	0.0
Geography	100	1	16	-	-	17	1	18	-	-	19	1	17.0	-	-	18.0	F	0.0
Civics	100	12	15	-	-	27	23	15	-	-	38	17.5	15.0	-	-	32.5	F	0.0

Exam Name	Total Marks	Grade	GPA	Group Position	Result Status	Without 4th	Failed Subject	Working Days	Present	Absent
HALF YEARLY	267	F	0	-	Failed	0.0	7			
Annual Exam	381	F	0	-	Failed	0.0	4			
GRAND FINAL	324	F	0	-	Failed	0.0	7			

Comments



Moral & Behavior Evaluation					Co-Curricular Activities				
Excellent	Good	Average	Poor		Sports	Cultural Function	Scout/BNC	Math Olympiad	

Class Teacher

Headmaster

OXFORD ACADEMY

SHIBALAYA, MANIKGANJ



PROGRESS REPORT

Range	Grade	GPA
80-100	A+	5.0
70-79	A	4.0
60-69	A-	3.5
50-59	B	3.0
40-49	C	2.0
33-39	D	1.0
00-32	F	0.0


Name of Student : *Md Azim Sarder*
 Student ID : 2118418
 Roll No. : 58

Class : *NINE-Day-HM-C*
 Group : *HUMANITIES*
 Year/Session : 2018

Name of Subjects	Full Marks	HALF YEARLY				Total Marks	Annual Exam				Total Marks	GRAND FINAL				Total Marks	Letter Grade	Grade Point
		CR	MCQ	PR			CR	MCQ	PR			CR	MCQ	PR				
Bangla 1st	100	26	15	-	-	41	31	14	-	-	45	28.5	14.5	-	-	43.0	F	0.0
Bangla 2nd	100	10	7	-	-	17	18	6	-	-	24	14	6.5	-	-	20.5		
English 1st	100	22	-	-	-	22	17	-	-	-	17	19.5	-	-	-	19.5	F	0.0
English 2nd	100	11	-	-	-	11	2	-	-	-	2	6.5	-	-	-	6.5		
Mathematics	100	-	7	-	-	7	11	15	-	-	26	5.5	11.0	-	-	16.5	F	0.0
Relegion	100	49	17	-	-	66	56	19	-	-	75	52.5	18.0	-	-	70.5	A	4.0
Agriculture (4th)	100	25	11	11	-	47	37	12	24	-	73	31	11.5	17.5	-	60.0	A-	3.5
ICT	50	14	14	20	-	34	-	8	15	-	23	7	11.0	17.5	-	28.5	B	3.0
General Science	100	7	12	-	-	19	10	18	-	-	28	8.5	15.0	-	-	23.5	F	0.0
History	100	23	19	-	-	42	41	22	-	-	63	32	20.5	-	-	52.5	B	3.0
Geography	100	9	14	-	-	23	34	16	-	-	50	21.5	15.0	-	-	36.5	F	0.0
Civics	100	23	15	-	-	38	35	15	-	-	50	29	15.0	-	-	44.0	C	2.0

Exam Name	Total Marks	Grade	GPA	Group Position	Result Status	Without 4th	Failed Subject	Working Days	Present	Absent
HALF YEARLY	367	F	0	-	Failed	0.0	5			
Annual Exam	476	F	0	-	Failed	0.0	3			
GRAND FINAL	421.5	F	0	-	Failed	0.0	5			

Comments



Moral & Behavior Evaluation					Co-Curricular Activities				
Excellent	Good	Average	Poor		Sports	Cultural Function	Scout/BNC	Math Olympiad	

Class Teacher

Headmaster

OXFORD ACADEMY

SHIBALAYA, MANIKGANJ



PROGRESS REPORT

Range	Grade	GPA
80-100	A+	5.0
70-79	A	4.0
60-69	A-	3.5
50-59	B	3.0
40-49	C	2.0
33-39	D	1.0
00-32	F	0.0


Name of Student : *Rajib Hoshen*
 Student ID : 2055417
 Roll No. : 59

Class : *NINE-Day-HM-C*
 Group : *HUMANITIES*
 Year/Session : 2018

Name of Subjects	Full Marks	HALF YEARLY				Total Marks	Annual Exam				Total Marks	GRAND FINAL				Total Marks	Letter Grade	Grade Point
		CR	MCQ	PR			CR	MCQ	PR			CR	MCQ	PR				
Bangla 1st	100	29	15	-	-	44	35	13	-	-	48	32	14.0	-	-	46.0	F	0.0
Bangla 2nd	100	7	13	-	-	20	17	11	-	-	28	12	12.0	-	-	24.0		
English 1st	100	33	-	-	-	33	23	-	-	-	23	28	-	-	-	28.0	F	0.0
English 2nd	100	5	-	-	-	5	5	-	-	-	5	5	-	-	-	5.0		
Mathematics	100	3	8	-	-	11	23	19	-	-	42	13	13.5	-	-	26.5	F	0.0
Relegion	100	49	21	-	-	70	50	21	-	-	71	49.5	21.0	-	-	70.5	A	4.0
Agriculture (4th)	100	24	10	10	-	44	35	11	23	-	69	29.5	10.5	16.5	-	56.5	B	3.0
ICT	50	10	10	20	-	30	-	10	15	-	25	5	10.0	17.5	-	27.5	B	3.0
General Science	100	17	12	-	-	29	14	17	-	-	31	15.5	14.5	-	-	30.0	F	0.0
History	100	31	17	-	-	48	38	22	-	-	60	34.5	19.5	-	-	54.0	B	3.0
Geography	100	14	14	-	-	28	40	17	-	-	57	27	15.5	-	-	42.5	C	2.0
Civics	100	25	16	-	-	41	37	18	-	-	55	31	17.0	-	-	48.0	C	2.0

Exam Name	Total Marks	Grade	GPA	Group Position	Result Status	Without 4th	Failed Subject	Working Days	Present	Absent
HALF YEARLY	403	F	0	-	Failed	0.0	5			
Annual Exam	514	F	0	-	Failed	0.0	2			
GRAND FINAL	458.5	F	0	-	Failed	0.0	4			

Comments



Moral & Behavior Evaluation					Co-Curricular Activities				
Excellent	Good	Average	Poor		Sports	Cultural Function	Scout/BNC	Math Olympiad	

Class Teacher

Headmaster

OXFORD ACADEMY

SHIBALAYA, MANIKGANJ



PROGRESS REPORT

Range	Grade	GPA
80-100	A+	5.0
70-79	A	4.0
60-69	A-	3.5
50-59	B	3.0
40-49	C	2.0
33-39	D	1.0
00-32	F	0.0


Name of Student : *Bijoy Shaha*
 Student ID : 2054217
 Roll No. : 60

Class : *NINE-Day-HM-C*
 Group : *HUMANITIES*
 Year/Session : 2018

Name of Subjects	Full Marks	HALF YEARLY				Total Marks	Annual Exam				Total Marks	GRAND FINAL				Total Marks	Letter Grade	Grade Point
		CR	MCQ	PR			CR	MCQ	PR			CR	MCQ	PR				
Bangla 1st	100	20	12	-	-	32	42	20	-	-	62	31	16.0	-	-	47.0	D	1.0
Bangla 2nd	100	10	11	-	-	21	21	8	-	-	29	15.5	9.5	-	-	25.0		
English 1st	100	50	-	-	-	50	22	-	-	-	22	36	-	-	-	36.0	F	0.0
English 2nd	100	17	-	-	-	17	16	-	-	-	16	16.5	-	-	-	16.5		
Mathematics	100	17	11	-	-	28	27	13	-	-	40	22	12.0	-	-	34.0	F	0.0
Relegion	100	43	23	-	-	66	34	24	-	-	58	38.5	23.5	-	-	62.0	A-	3.5
Agriculture (4th)	100	26	12	12	-	50	40	9	24	-	73	33	10.5	18.0	-	61.5	A-	3.5
ICT	50	11	11	20	-	31	-	8	15	-	23	5.5	9.5	17.5	-	27.0	B	3.0
General Science	100	26	12	-	-	38	18	14	-	-	32	22	13.0	-	-	35.0	F	0.0
History	100	40	18	-	-	58	29	20	-	-	49	34.5	19.0	-	-	53.5	B	3.0
Geography	100	15	14	-	-	29	34	12	-	-	46	24.5	13.0	-	-	37.5	D	1.0
Civics	100	23	17	-	-	40	31	14	-	-	45	27	15.5	-	-	42.5	C	2.0

Exam Name	Total Marks	Grade	GPA	Group Position	Result Status	Without 4th	Failed Subject	Working Days	Present	Absent
HALF YEARLY	460	F	0	-	Failed	0.0	3			
Annual Exam	495	F	0	-	Failed	0.0	2			
GRAND FINAL	477.5	F	0	-	Failed	0.0	3			

Comments



Moral & Behavior Evaluation					Co-Curricular Activities				
Excellent	Good	Average	Poor		Sports	Cultural Function	Scout/BNC	Math Olympiad	

Class Teacher

Headmaster

OXFORD ACADEMY

SHIBALAYA, MANIKGANJ



PROGRESS REPORT

Range	Grade	GPA
80-100	A+	5.0
70-79	A	4.0
60-69	A-	3.5
50-59	B	3.0
40-49	C	2.0
33-39	D	1.0
00-32	F	0.0


Name of Student : *Akash Ahmed*
 Student ID : 2057917
 Roll No. : 61

Class : *NINE-Day-HM-C*
 Group : *HUMANITIES*
 Year/Session : 2018

Name of Subjects	Full Marks	HALF YEARLY				Total Marks	Annual Exam				Total Marks	GRAND FINAL				Total Marks	Letter Grade	Grade Point
		CR	MCQ	PR			CR	MCQ	PR			CR	MCQ	PR				
Bangla 1st	100	22	9	-	-	31	33	20	-	-	53	27.5	14.5	-	-	42.0	F	0.0
Bangla 2nd	100	14	10	-	-	24	21	10	-	-	31	17.5	10.0	-	-	27.5		
English 1st	100	39	-	-	-	39	24	-	-	-	24	31.5	-	-	-	31.5	F	0.0
English 2nd	100	11	-	-	-	11	6	-	-	-	6	8.5	-	-	-	8.5		
Mathematics	100	5	17	-	-	22	29	17	-	-	46	17	17.0	-	-	34.0	F	0.0
Relegion	100	34	19	-	-	53	39	22	-	-	61	36.5	20.5	-	-	57.0	B	3.0
Agriculture (4th)	100	25	15	15	-	55	36	13	23	-	72	30.5	14.0	19.0	-	63.5	A-	3.5
ICT	50	10	13	20	-	33	-	8	15	-	23	5	10.5	17.5	-	28.0	B	3.0
General Science	100	6	14	-	-	20	12	14	-	-	26	9	14.0	-	-	23.0	F	0.0
History	100	33	18	-	-	51	32	25	-	-	57	32.5	21.5	-	-	54.0	B	3.0
Geography	100	11	17	-	-	28	31	19	-	-	50	21	18.0	-	-	39.0	F	0.0
Civics	100	23	18	-	-	41	29	17	-	-	46	26	17.5	-	-	43.5	C	2.0

Exam Name	Total Marks	Grade	GPA	Group Position	Result Status	Without 4th	Failed Subject	Working Days	Present	Absent
HALF YEARLY	408	F	0	-	Failed	0.0	5			
Annual Exam	495	F	0	-	Failed	0.0	2			
GRAND FINAL	451.5	F	0	-	Failed	0.0	5			

Comments



Moral & Behavior Evaluation					Co-Curricular Activities				
Excellent	Good	Average	Poor		Sports	Cultural Function	Scout/BNC	Math Olympiad	

Class Teacher

Headmaster

OXFORD ACADEMY

SHIBALAYA, MANIKGANJ



PROGRESS REPORT

Range	Grade	GPA
80-100	A+	5.0
70-79	A	4.0
60-69	A-	3.5
50-59	B	3.0
40-49	C	2.0
33-39	D	1.0
00-32	F	0.0

Name of Student : *Md Ratan Mia*
 Student ID : 2056617
 Roll No. : 62

Class : *NINE-Day-HM-C*
 Group : *HUMANITIES*
 Year/Session : *2018*

Name of Subjects	Full Marks	HALF YEARLY				Total Marks	Annual Exam				Total Marks	GRAND FINAL				Total Marks	Letter Grade	Grade Point
		CR	MCQ	PR			CR	MCQ	PR			CR	MCQ	PR				
Bangla 1st	100	20	11	-	-	31	35	20	-	-	55	27.5	15.5	-	-	43.0	F	0.0
Bangla 2nd	100	11	13	-	-	24	21	10	-	-	31	16	11.5	-	-	27.5		
English 1st	100	16	-	-	-	16	21	-	-	-	21	18.5	-	-	-	18.5	F	0.0
English 2nd	100	5	-	-	-	5	2	-	-	-	2	3.5	-	-	-	3.5		
Mathematics	100	2	8	-	-	10	18	18	-	-	36	10	13.0	-	-	23.0	F	0.0
Relegion	100	38	19	-	-	57	47	22	-	-	69	42.5	20.5	-	-	63.0	A-	3.5
Agriculture (4th)	100	23	12	12	-	47	40	14	25	-	79	31.5	13.0	18.5	-	63.0	A-	3.5
ICT	50	15	15	20	-	35	-	8	15	-	23	7.5	11.5	17.5	-	29.0	B	3.0
General Science	100	-	12	-	-	12	11	17	-	-	28	5.5	14.5	-	-	20.0	F	0.0
History	100	38	18	-	-	56	39	25	-	-	64	38.5	21.5	-	-	60.0	A-	3.5
Geography	100	6	16	-	-	22	30	19	-	-	49	18	17.5	-	-	35.5	F	0.0
Civics	100	27	18	-	-	45	32	17	-	-	49	29.5	17.5	-	-	47.0	C	2.0

Exam Name	Total Marks	Grade	GPA	Group Position	Result Status	Without 4th	Failed Subject	Working Days	Present	Absent
HALF YEARLY	360	F	0	-	Failed	0.0	5			
Annual Exam	506	F	0	-	Failed	0.0	3			
GRAND FINAL	433	F	0	-	Failed	0.0	5			

Comments



Moral & Behavior Evaluation					Co-Curricular Activities				
Excellent	Good	Average	Poor		Sports	Cultural Function	Scout/BNC	Math Olympiad	

Class Teacher

Headmaster

OXFORD ACADEMY

SHIBALAYA, MANIKGANJ



PROGRESS REPORT

Range	Grade	GPA
80-100	A+	5.0
70-79	A	4.0
60-69	A-	3.5
50-59	B	3.0
40-49	C	2.0
33-39	D	1.0
00-32	F	0.0

Name of Student : Prantu Biswas
 Student ID : 2052217
 Roll No. : 63

Class : NINE-Day-HM-C
 Group : HUMANITIES
 Year/Session : 2018

Name of Subjects	Full Marks	HALF YEARLY				Total Marks	Annual Exam				Total Marks	GRAND FINAL				Total Marks	Letter Grade	Grade Point
		CR	MCQ	PR			CR	MCQ	PR			CR	MCQ	PR				
Bangla 1st	100	34	15	-	-	49	43	19	-	-	62	38.5	17.0	-	-	55.5	C	2.0
Bangla 2nd	100	23	12	-	-	35	24	10	-	-	34	23.5	11.0	-	-	34.5		
English 1st	100	44	-	-	-	44	33	-	-	-	33	38.5	-	-	-	38.5	F	0.0
English 2nd	100	13	-	-	-	13	9	-	-	-	9	11	-	-	-	11.0		
Mathematics	100	2	6	-	-	8	28	16	-	-	44	15	11.0	-	-	26.0	F	0.0
Relegion	100	45	23	-	-	68	40	23	-	-	63	42.5	23.0	-	-	65.5	A-	3.5
Agriculture (4th)	100	30	15	15	-	60	41	13	25	-	79	35.5	14.0	20.0	-	69.5	A-	3.5
ICT	50	16	16	20	-	36	-	6	15	-	21	8	11.0	17.5	-	28.5	B	3.0
General Science	100	25	14	-	-	39	24	17	-	-	41	24.5	15.5	-	-	40.0	C	2.0
History	100	41	18	-	-	59	32	24	-	-	56	36.5	21.0	-	-	57.5	B	3.0
Geography	100	23	17	-	-	40	40	18	-	-	58	31.5	17.5	-	-	49.0	C	2.0
Civics	100	33	17	-	-	50	37	16	-	-	53	35	16.5	-	-	51.5	B	3.0

Exam Name	Total Marks	Grade	GPA	Group Position	Result Status	Without 4th	Failed Subject	Working Days	Present	Absent
HALF YEARLY	501	F	0	-	Failed	0.0	2			
Annual Exam	553	F	0	-	Failed	0.0	1			
GRAND FINAL	527	F	0	-	Failed	0.0	2			

Comments



Moral & Behavior Evaluation					Co-Curricular Activities				
Excellent	Good	Average	Poor		Sports	Cultural Function	Scout/BNC	Math Olympiad	

Class Teacher

Headmaster

OXFORD ACADEMY

SHIBALAYA, MANIKGANJ



PROGRESS REPORT

Range	Grade	GPA
80-100	A+	5.0
70-79	A	4.0
60-69	A-	3.5
50-59	B	3.0
40-49	C	2.0
33-39	D	1.0
00-32	F	0.0


Name of Student : *Md. Antor Sheak*
 Student ID : 2094417
 Roll No. : 64

Class : *NINE-Day-HM-C*
 Group : *HUMANITIES*
 Year/Session : *2018*

Name of Subjects	Full Marks	HALF YEARLY				Total Marks	Annual Exam				Total Marks	GRAND FINAL				Total Marks	Letter Grade	Grade Point
		CR	MCQ	PR			CR	MCQ	PR			CR	MCQ	PR				
Bangla 1st	100	14	13	-	-	27	30	13	-	-	43	22	13.0	-	-	35.0	F	0.0
Bangla 2nd	100	9	8	-	-	17	17	9	-	-	26	13	8.5	-	-	21.5		
English 1st	100	16	-	-	-	16	35	-	-	-	35	25.5	-	-	-	25.5	F	0.0
English 2nd	100	1	-	-	-	1	-	-	-	-	-	0.5	-	-	-	0.5		
Mathematics	100	-	-	-	-	0	24	16	-	-	40	12	8.0	-	-	20.0	F	0.0
Relegion	100	33	19	-	-	52	47	23	-	-	70	40	21.0	-	-	61.0	A-	3.5
Agriculture (4th)	100	20	10	10	-	40	28	11	22	-	61	24	10.5	16.0	-	50.5	B	3.0
ICT	50	13	13	20	-	33	-	8	15	-	23	6.5	10.5	17.5	-	28.0	B	3.0
General Science	100	-	12	-	-	12	5	17	-	-	22	2.5	14.5	-	-	17.0	F	0.0
History	100	15	17	-	-	32	33	24	-	-	57	24	20.5	-	-	44.5	C	2.0
Geography	100	-	-	-	-	0	31	19	-	-	50	15.5	9.5	-	-	25.0	F	0.0
Civics	100	15	16	-	-	31	29	17	-	-	46	22	16.5	-	-	38.5	F	0.0

Exam Name	Total Marks	Grade	GPA	Group Position	Result Status	Without 4th	Failed Subject	Working Days	Present	Absent
HALF YEARLY	261	F	0	-	Failed	0.0	7			
Annual Exam	473	F	0	-	Failed	0.0	2			
GRAND FINAL	367	F	0	-	Failed	0.0	6			

Comments



Moral & Behavior Evaluation					Co-Curricular Activities				
Excellent	Good	Average	Poor		Sports	Cultural Function	Scout/BNC	Math Olympiad	

Class Teacher

Headmaster

OXFORD ACADEMY

SHIBALAYA, MANIKGANJ



PROGRESS REPORT

Range	Grade	GPA
80-100	A+	5.0
70-79	A	4.0
60-69	A-	3.5
50-59	B	3.0
40-49	C	2.0
33-39	D	1.0
00-32	F	0.0


Name of Student : *Md Tasin Molla*
 Student ID : 2056217
 Roll No. : 65

Class : *NINE-Day-HM-C*
 Group : *HUMANITIES*
 Year/Session : *2018*

Name of Subjects	Full Marks	HALF YEARLY				Total Marks	Annual Exam				Total Marks	GRAND FINAL				Total Marks	Letter Grade	Grade Point
		CR	MCQ	PR			CR	MCQ	PR			CR	MCQ	PR				
Bangla 1st	100	25	15	-	-	40	42	20	-	-	62	33.5	17.5	-	-	51.0	C	2.0
Bangla 2nd	100	12	13	-	-	25	27	10	-	-	37	19.5	11.5	-	-	31.0		
English 1st	100	36	-	-	-	36	39	-	-	-	39	37.5	-	-	-	37.5	F	0.0
English 2nd	100	3	-	-	-	3	2	-	-	-	2	2.5	-	-	-	2.5		
Mathematics	100	2	7	-	-	9	31	15	-	-	46	16.5	11.0	-	-	27.5	F	0.0
Relegion	100	47	19	-	-	66	48	22	-	-	70	47.5	20.5	-	-	68.0	A-	3.5
Agriculture (4th)	100	22	10	10	-	42	34	13	23	-	70	28	11.5	16.5	-	56.0	B	3.0
ICT	50	9	9	15	-	24	-	8	15	-	23	4.5	8.5	15.0	-	23.5	C	2.0
General Science	100	-	12	-	-	12	11	16	-	-	27	5.5	14.0	-	-	19.5	F	0.0
History	100	28	18	-	-	46	34	23	-	-	57	31	20.5	-	-	51.5	B	3.0
Geography	100	16	16	-	-	32	35	18	-	-	53	25.5	17.0	-	-	42.5	C	2.0
Civics	100	23	18	-	-	41	30	16	-	-	46	26.5	17.0	-	-	43.5	C	2.0

Exam Name	Total Marks	Grade	GPA	Group Position	Result Status	Without 4th	Failed Subject	Working Days	Present	Absent
HALF YEARLY	376	F	0	-	Failed	0.0	5			
Annual Exam	532	F	0	-	Failed	0.0	2			
GRAND FINAL	454	F	0	-	Failed	0.0	3			

Comments



Moral & Behavior Evaluation					Co-Curricular Activities				
Excellent	Good	Average	Poor		Sports	Cultural Function	Scout/BNC	Math Olympiad	

Class Teacher

Headmaster

OXFORD ACADEMY

SHIBALAYA, MANIKGANJ



PROGRESS REPORT

Range	Grade	GPA
80-100	A+	5.0
70-79	A	4.0
60-69	A-	3.5
50-59	B	3.0
40-49	C	2.0
33-39	D	1.0
00-32	F	0.0

Name of Student : *Shourav Mojumder Shishir*
 Student ID : 2056017
 Roll No. : 66

Class : *NINE-Day-HM-C*
 Group : *HUMANITIES*
 Year/Session : *2018*

Name of Subjects	Full Marks	HALF YEARLY				Total Marks	Annual Exam				Total Marks	GRAND FINAL				Total Marks	Letter Grade	Grade Point
		CR	MCQ	PR			CR	MCQ	PR			CR	MCQ	PR				
Bangla 1st	100	18	15	-	-	33	33	17	-	-	50	25.5	16.0	-	-	41.5	F	0.0
Bangla 2nd	100	9	13	-	-	22	23	12	-	-	35	16	12.5	-	-	28.5		
English 1st	100	24	-	-	-	24	27	-	-	-	27	25.5	-	-	-	25.5	F	0.0
English 2nd	100	-	-	-	-	0	-	-	-	-	-	-	-	-	-	0.0		
Mathematics	100	-	11	-	-	11	23	16	-	-	39	11.5	13.5	-	-	25.0	F	0.0
Relegion	100	30	26	-	-	56	32	23	-	-	55	31	24.5	-	-	55.5	B	3.0
Agriculture (4th)	100	11	10	10	-	31	29	14	22	-	65	20	12.0	16.0	-	48.0	C	2.0
ICT	50	12	12	20	-	32	-	8	15	-	23	6	10.0	17.5	-	27.5	B	3.0
General Science	100	2	10	-	-	12	23	19	-	-	42	12.5	14.5	-	-	27.0	F	0.0
History	100	18	12	-	-	30	37	23	-	-	60	27.5	17.5	-	-	45.0	C	2.0
Geography	100	5	10	-	-	15	29	18	-	-	47	17	14.0	-	-	31.0	F	0.0
Civics	100	23	12	-	-	35	26	18	-	-	44	24.5	15.0	-	-	39.5	D	1.0

Exam Name	Total Marks	Grade	GPA	Group Position	Result Status	Without 4th	Failed Subject	Working Days	Present	Absent
HALF YEARLY	301	F	0	-	Failed	0.0	6			
Annual Exam	487	F	0	-	Failed	0.0	1			
GRAND FINAL	394	F	0	-	Failed	0.0	5			

Comments



Moral & Behavior Evaluation					Co-Curricular Activities				
Excellent	Good	Average	Poor		Sports	Cultural Function	Scout/BNC	Math Olympiad	

Class Teacher

Headmaster

OXFORD ACADEMY

SHIBALAYA, MANIKGANJ



PROGRESS REPORT

Range	Grade	GPA
80-100	A+	5.0
70-79	A	4.0
60-69	A-	3.5
50-59	B	3.0
40-49	C	2.0
33-39	D	1.0
00-32	F	0.0

Name of Student : *Md Akash Molla*
 Student ID : 2137718
 Roll No. : 67

Class : *NINE-Day-HM-C*
 Group : *HUMANITIES*
 Year/Session : *2018*

Name of Subjects	Full Marks	HALF YEARLY				Total Marks	Annual Exam				Total Marks	GRAND FINAL				Total Marks	Letter Grade	Grade Point
		CR	MCQ	PR			CR	MCQ	PR			CR	MCQ	PR				
Bangla 1st	100	-	-	-	-	0	-	-	-	-	-	-	-	-	-	0.0	F	0.0
Bangla 2nd	100	-	-	-	-	0	-	-	-	-	-	-	-	-	0.0			
English 1st	100	-	-	-	-	0	-	-	-	-	-	-	-	-	0.0	F	0.0	
English 2nd	100	-	-	-	-	0	-	-	-	-	-	-	-	-	0.0			
Mathematics	100	-	-	-	-	0	-	-	-	-	-	-	-	-	0.0	F	0.0	
Relegion	100	-	-	-	-	0	-	-	-	-	-	-	-	-	0.0	F	0.0	
ICT	50	-	-	-	-	0	-	-	-	-	-	-	-	-	0.0	F	0.0	
General Science	100	-	-	-	-	0	-	-	-	-	-	-	-	-	0.0	F	0.0	
History	100	-	-	-	-	0	-	-	-	-	-	-	-	-	0.0	F	0.0	
Geography	100	-	-	-	-	0	-	-	-	-	-	-	-	-	0.0	F	0.0	
Civics	100	-	-	-	-	0	-	-	-	-	-	-	-	-	0.0	F	0.0	

Exam Name	Total Marks	Grade	GPA	Group Position	Result Status	Without 4th	Failed Subject	Working Days	Present	Absent
HALF YEARLY	0	F	0	-	Failed	0.0	9			
Annual Exam	0	F	0	-	Failed	0.0	9			
GRAND FINAL	0	F	0	-	Failed	0.0	9			

Comments



Moral & Behavior Evaluation					Co-Curricular Activities				
Excellent	Good	Average	Poor		Sports	Cultural Function		Scout/BNC	Math Olympiad

Class Teacher

Headmaster

OXFORD ACADEMY

SHIBALAYA, MANIKGANJ



PROGRESS REPORT

Range	Grade	GPA
80-100	A+	5.0
70-79	A	4.0
60-69	A-	3.5
50-59	B	3.0
40-49	C	2.0
33-39	D	1.0
00-32	F	0.0


Name of Student : *Md. Noyon Hossain*
 Student ID : 2122218
 Roll No. : 68

Class : *NINE-Day-HM-C*
 Group : *HUMANITIES*
 Year/Session : *2018*

Name of Subjects	Full Marks	HALF YEARLY				Total Marks	Annual Exam				Total Marks	GRAND FINAL				Total Marks	Letter Grade	Grade Point
		CR	MCQ	PR			CR	MCQ	PR			CR	MCQ	PR				
Bangla 1st	100	23	9	-	-	32	39	15	-	-	54	31	12.0	-	-	43.0	D	1.0
Bangla 2nd	100	16	9	-	-	25	23	11	-	-	34	19.5	10.0	-	-	29.5		
English 1st	100	27	-	-	-	27	25	-	-	-	25	26	-	-	-	26.0	F	0.0
English 2nd	100	7	-	-	-	7	-	-	-	-	-	3.5	-	-	-	3.5		
Mathematics	100	5	10	-	-	15	23	17	-	-	40	14	13.5	-	-	27.5	F	0.0
Relegion	100	38	13	-	-	51	46	23	-	-	69	42	18.0	-	-	60.0	A-	3.5
Agriculture (4th)	100	27	10	10	-	47	29	13	22	-	64	28	11.5	16.0	-	55.5	B	3.0
ICT	50	14	14	20	-	34	-	8	15	-	23	7	11.0	17.5	-	28.5	B	3.0
General Science	100	-	12	-	-	12	5	18	-	-	23	2.5	15.0	-	-	17.5	F	0.0
History	100	24	15	-	-	39	38	24	-	-	62	31	19.5	-	-	50.5	B	3.0
Geography	100	14	8	-	-	22	32	19	-	-	51	23	13.5	-	-	36.5	D	1.0
Civics	100	33	11	-	-	44	29	18	-	-	47	31	14.5	-	-	45.5	C	2.0

Exam Name	Total Marks	Grade	GPA	Group Position	Result Status	Without 4th	Failed Subject	Working Days	Present	Absent
HALF YEARLY	355	F	0	-	Failed	0.0	5			
Annual Exam	492	F	0	-	Failed	0.0	2			
GRAND FINAL	423.5	F	0	-	Failed	0.0	3			

Comments



Moral & Behavior Evaluation					Co-Curricular Activities				
Excellent	Good	Average	Poor		Sports	Cultural Function	Scout/BNC	Math Olympiad	

Class Teacher

Headmaster

OXFORD ACADEMY

SHIBALAYA, MANIKGANJ



PROGRESS REPORT

Range	Grade	GPA
80-100	A+	5.0
70-79	A	4.0
60-69	A-	3.5
50-59	B	3.0
40-49	C	2.0
33-39	D	1.0
00-32	F	0.0

Name of Student : *Ratul Sheak*
 Student ID : 2052717
 Roll No. : 69

Class : *NINE-Day-HM-C*
 Group : *HUMANITIES*
 Year/Session : *2018*

Name of Subjects	Full Marks	HALF YEARLY				Total Marks	Annual Exam				Total Marks	GRAND FINAL				Total Marks	Letter Grade	Grade Point
		CR	MCQ	PR			CR	MCQ	PR			CR	MCQ	PR				
Bangla 1st	100	31	14	-	-	45	42	18	-	-	60	36.5	16.0	-	-	52.5	D	1.0
Bangla 2nd	100	16	11	-	-	27	18	9	-	-	27	17	10.0	-	-	27.0		
English 1st	100	41	-	-	-	41	33	-	-	-	33	37	-	-	-	37.0	F	0.0
English 2nd	100	10	-	-	-	10	9	-	-	-	9	9.5	-	-	-	9.5		
Mathematics	100	10	12	-	-	22	23	18	-	-	41	16.5	15.0	-	-	31.5	F	0.0
Relegion	100	44	16	-	-	60	56	21	-	-	77	50	18.5	-	-	68.5	A-	3.5
Agriculture (4th)	100	30	10	10	-	50	41	13	23	-	77	35.5	11.5	16.5	-	63.5	A-	3.5
ICT	50	12	12	20	-	32	-	6	15	-	21	6	9.0	17.5	-	26.5	B	3.0
General Science	100	4	14	-	-	18	13	16	-	-	29	8.5	15.0	-	-	23.5	F	0.0
History	100	27	12	-	-	39	44	25	-	-	69	35.5	18.5	-	-	54.0	B	3.0
Geography	100	14	10	-	-	24	38	17	-	-	55	26	13.5	-	-	39.5	D	1.0
Civics	100	32	11	-	-	43	30	12	-	-	42	31	11.5	-	-	42.5	C	2.0

Exam Name	Total Marks	Grade	GPA	Group Position	Result Status	Without 4th	Failed Subject	Working Days	Present	Absent
HALF YEARLY	411	F	0	-	Failed	0.0	4			
Annual Exam	540	F	0	-	Failed	0.0	2			
GRAND FINAL	475.5	F	0	-	Failed	0.0	3			

Comments



Moral & Behavior Evaluation					Co-Curricular Activities				
Excellent	Good	Average	Poor		Sports	Cultural Function	Scout/BNC	Math Olympiad	

Class Teacher

Headmaster

OXFORD ACADEMY

SHIBALAYA, MANIKGANJ



PROGRESS REPORT

Range	Grade	GPA
80-100	A+	5.0
70-79	A	4.0
60-69	A-	3.5
50-59	B	3.0
40-49	C	2.0
33-39	D	1.0
00-32	F	0.0


Name of Student : *Md. Asiful Islam*
 Student ID : 2122318
 Roll No. : 70

Class : *NINE-Day-HM-C*
 Group : *HUMANITIES*
 Year/Session : *2018*

Name of Subjects	Full Marks	HALF YEARLY				Total Marks	Annual Exam				Total Marks	GRAND FINAL				Total Marks	Letter Grade	Grade Point
		CR	MCQ	PR			CR	MCQ	PR			CR	MCQ	PR				
Bangla 1st	100	21	9	-	-	30	35	21	-	-	56	28	15.0	-	-	43.0	F	0.0
Bangla 2nd	100	11	8	-	-	19	21	9	-	-	30	16	8.5	-	-	24.5		
English 1st	100	37	-	-	-	37	33	-	-	-	33	35	-	-	-	35.0	F	0.0
English 2nd	100	11	-	-	-	11	2	-	-	-	2	6.5	-	-	-	6.5		
Mathematics	100	7	14	-	-	21	23	16	-	-	39	15	15.0	-	-	30.0	F	0.0
Relegion	100	41	15	-	-	56	54	21	-	-	75	47.5	18.0	-	-	65.5	A-	3.5
Agriculture (4th)	100	30	7	7	-	44	29	13	24	-	66	29.5	10.0	15.5	-	55.0	B	3.0
ICT	50	15	15	20	-	35	-	6	15	-	21	7.5	10.5	17.5	-	28.0	B	3.0
General Science	100	6	14	-	-	20	11	17	-	-	28	8.5	15.5	-	-	24.0	F	0.0
History	100	34	12	-	-	46	33	23	-	-	56	33.5	17.5	-	-	51.0	B	3.0
Geography	100	17	10	-	-	27	39	17	-	-	56	28	13.5	-	-	41.5	C	2.0
Civics	100	34	12	-	-	46	36	16	-	-	52	35	14.0	-	-	49.0	C	2.0

Exam Name	Total Marks	Grade	GPA	Group Position	Result Status	Without 4th	Failed Subject	Working Days	Present	Absent
HALF YEARLY	392	F	0	-	Failed	0.0	5			
Annual Exam	514	F	0	-	Failed	0.0	2			
GRAND FINAL	453	F	0	-	Failed	0.0	4			

Comments



Moral & Behavior Evaluation					Co-Curricular Activities				
Excellent	Good	Average	Poor		Sports	Cultural Function	Scout/BNC	Math Olympiad	

Class Teacher

Headmaster

OXFORD ACADEMY

SHIBALAYA, MANIKGANJ



PROGRESS REPORT

Range	Grade	GPA
80-100	A+	5.0
70-79	A	4.0
60-69	A-	3.5
50-59	B	3.0
40-49	C	2.0
33-39	D	1.0
00-32	F	0.0


Name of Student : *Md Moudud Molla*
 Student ID : 2056817
 Roll No. : 71

Class : *NINE-Day-HM-C*
 Group : *HUMANITIES*
 Year/Session : *2018*

Name of Subjects	Full Marks	HALF YEARLY				Total Marks	Annual Exam				Total Marks	GRAND FINAL				Total Marks	Letter Grade	Grade Point
		CR	MCQ	PR			CR	MCQ	PR			CR	MCQ	PR				
Bangla 1st	100	25	11	-	-	36	33	19	-	-	52	29	15.0	-	-	44.0	F	0.0
Bangla 2nd	100	9	8	-	-	17	11	8	-	-	19	10	8.0	-	-	18.0		
English 1st	100	5	-	-	-	5	17	-	-	-	17	11	-	-	-	11.0	F	0.0
English 2nd	100	7	-	-	-	7	-	-	-	-	-	3.5	-	-	-	3.5		
Mathematics	100	6	14	-	-	20	14	16	-	-	30	10	15.0	-	-	25.0	F	0.0
Relegion	100	40	15	-	-	55	40	17	-	-	57	40	16.0	-	-	56.0	B	3.0
Agriculture (4th)	100	20	10	10	-	40	30	13	22	-	65	25	11.5	16.0	-	52.5	B	3.0
ICT	50	12	12	20	-	32	-	6	15	-	21	6	9.0	17.5	-	26.5	B	3.0
General Science	100	11	14	-	-	25	7	19	-	-	26	9	16.5	-	-	25.5	F	0.0
History	100	20	13	-	-	33	31	23	-	-	54	25.5	18.0	-	-	43.5	C	2.0
Geography	100	11	10	-	-	21	26	16	-	-	42	18.5	13.0	-	-	31.5	F	0.0
Civics	100	18	8	-	-	26	29	18	-	-	47	23.5	13.0	-	-	36.5	D	1.0

Exam Name	Total Marks	Grade	GPA	Group Position	Result Status	Without 4th	Failed Subject	Working Days	Present	Absent
HALF YEARLY	317	F	0	-	Failed	0.0	7			
Annual Exam	430	F	0	-	Failed	0.0	4			
GRAND FINAL	373.5	F	0	-	Failed	0.0	5			

Comments



Moral & Behavior Evaluation					Co-Curricular Activities				
Excellent	Good	Average	Poor		Sports	Cultural Function	Scout/BNC	Math Olympiad	

Class Teacher

Headmaster

OXFORD ACADEMY

SHIBALAYA, MANIKGANJ



PROGRESS REPORT

Range	Grade	GPA
80-100	A+	5.0
70-79	A	4.0
60-69	A-	3.5
50-59	B	3.0
40-49	C	2.0
33-39	D	1.0
00-32	F	0.0

Name of Student : *Md Hamidur Rahman*
 Student ID : 2058017
 Roll No. : 72

Class : *NINE-Day-HM-C*
 Group : *HUMANITIES*
 Year/Session : *2018*

Name of Subjects	Full Marks	HALF YEARLY				Total Marks	Annual Exam				Total Marks	GRAND FINAL				Total Marks	Letter Grade	Grade Point
		CR	MCQ	PR			CR	MCQ	PR			CR	MCQ	PR				
Bangla 1st	100	20	11	-	-	31	25	20	-	-	45	22.5	15.5	-	-	38.0	F	0.0
Bangla 2nd	100	9	9	-	-	18	13	11	-	-	24	11	10.0	-	-	21.0		
English 1st	100	11	-	-	-	11	12	-	-	-	12	11.5	-	-	-	11.5	F	0.0
English 2nd	100	10	-	-	-	10	-	-	-	-	-	5	-	-	-	5.0		
Mathematics	100	5	13	-	-	18	11	19	-	-	30	8	16.0	-	-	24.0	F	0.0
Relegion	100	35	12	-	-	47	34	16	-	-	50	34.5	14.0	-	-	48.5	C	2.0
Agriculture (4th)	100	21	12	12	-	45	26	14	22	-	62	23.5	13.0	17.0	-	53.5	B	3.0
ICT	50	12	12	20	-	32	-	10	15	-	25	6	11.0	17.5	-	28.5	B	3.0
General Science	100	14	10	-	-	24	15	15	-	-	30	14.5	12.5	-	-	27.0	F	0.0
History	100	18	10	-	-	28	23	15	-	-	38	20.5	12.5	-	-	33.0	F	0.0
Geography	100	13	18	-	-	31	25	12	-	-	37	19	15.0	-	-	34.0	F	0.0
Civics	100	23	10	-	-	33	23	19	-	-	42	23	14.5	-	-	37.5	D	1.0

Exam Name	Total Marks	Grade	GPA	Group Position	Result Status	Without 4th	Failed Subject	Working Days	Present	Absent
HALF YEARLY	328	F	0	-	Failed	0.0	6			
Annual Exam	395	F	0	-	Failed	0.0	4			
GRAND FINAL	361.5	F	0	-	Failed	0.0	6			

Comments



Moral & Behavior Evaluation					Co-Curricular Activities				
Excellent	Good	Average	Poor		Sports	Cultural Function	Scout/BNC	Math Olympiad	

Class Teacher

Headmaster

OXFORD ACADEMY

SHIBALAYA, MANIKGANJ



PROGRESS REPORT

Range	Grade	GPA
80-100	A+	5.0
70-79	A	4.0
60-69	A-	3.5
50-59	B	3.0
40-49	C	2.0
33-39	D	1.0
00-32	F	0.0

Name of Student : *Md Shakib Khan*
 Student ID : 2118818
 Roll No. : 73

Class : *NINE-Day-HM-C*
 Group : *HUMANITIES*
 Year/Session : *2018*

Name of Subjects	Full Marks	HALF YEARLY				Total Marks	Annual Exam				Total Marks	GRAND FINAL				Total Marks	Letter Grade	Grade Point
		CR	MCQ	PR			CR	MCQ	PR			CR	MCQ	PR				
Bangla 1st	100	26	12	-	-	38	42	18	-	-	60	34	15.0	-	-	49.0	D	1.0
Bangla 2nd	100	17	11	-	-	28	16	13	-	-	29	16.5	12.0	-	-	28.5		
English 1st	100	34	-	-	-	34	26	-	-	-	26	30	-	-	-	30.0	F	0.0
English 2nd	100	15	-	-	-	15	2	-	-	-	2	8.5	-	-	-	8.5		
Mathematics	100	4	11	-	-	15	12	16	-	-	28	8	13.5	-	-	21.5	F	0.0
Relegion	100	39	15	-	-	54	40	16	-	-	56	39.5	15.5	-	-	55.0	B	3.0
Agriculture (4th)	100	25	8	8	-	41	35	13	23	-	71	30	10.5	15.5	-	56.0	B	3.0
ICT	50	11	11	20	-	31	-	8	15	-	23	5.5	9.5	17.5	-	27.0	B	3.0
General Science	100	23	10	-	-	33	9	12	-	-	21	16	11.0	-	-	27.0	F	0.0
History	100	28	14	-	-	42	27	22	-	-	49	27.5	18.0	-	-	45.5	C	2.0
Geography	100	14	16	-	-	30	31	16	-	-	47	22.5	16.0	-	-	38.5	F	0.0
Civics	100	28	11	-	-	39	31	22	-	-	53	29.5	16.5	-	-	46.0	C	2.0

Exam Name	Total Marks	Grade	GPA	Group Position	Result Status	Without 4th	Failed Subject	Working Days	Present	Absent
HALF YEARLY	400	F	0	-	Failed	0.0	4			
Annual Exam	465	F	0	-	Failed	0.0	3			
GRAND FINAL	432.5	F	0	-	Failed	0.0	4			

Comments



Moral & Behavior Evaluation					Co-Curricular Activities				
Excellent	Good	Average	Poor		Sports	Cultural Function	Scout/BNC	Math Olympiad	

Class Teacher

Headmaster

OXFORD ACADEMY

SHIBALAYA, MANIKGANJ



PROGRESS REPORT

Range	Grade	GPA
80-100	A+	5.0
70-79	A	4.0
60-69	A-	3.5
50-59	B	3.0
40-49	C	2.0
33-39	D	1.0
00-32	F	0.0


Name of Student : *S.M Sofan*
 Student ID : *2059517*
 Roll No. : *74*

Class : *NINE-Day-HM-C*
 Group : *HUMANITIES*
 Year/Session : *2018*

Name of Subjects	Full Marks	HALF YEARLY				Total Marks	Annual Exam				Total Marks	GRAND FINAL				Total Marks	Letter Grade	Grade Point
		CR	MCQ	PR			CR	MCQ	PR			CR	MCQ	PR				
Bangla 1st	100	3	6	-	-	9	9	13	-	-	22	6	9.5	-	-	15.5	F	0.0
Bangla 2nd	100	4	13	-	-	17	11	9	-	-	20	7.5	11.0	-	-	18.5		
English 1st	100	8	-	-	-	8	18	-	-	-	18	13	-	-	-	13.0	F	0.0
English 2nd	100	-	-	-	-	0	2	-	-	-	2	1	-	-	-	1.0		
Mathematics	100	2	15	-	-	17	11	18	-	-	29	6.5	16.5	-	-	23.0	F	0.0
Relegion	100	22	13	-	-	35	24	20	-	-	44	23	16.5	-	-	39.5	D	1.0
Agriculture (4th)	100	4	12	12	-	28	30	13	23	-	66	17	12.5	17.5	-	47.0	C	2.0
ICT	50	10	10	20	-	30	-	8	15	-	23	5	9.0	17.5	-	26.5	B	3.0
General Science	100	1	9	-	-	10	-	13	-	-	13	0.5	11.0	-	-	11.5	F	0.0
History	100	2	7	-	-	9	20	23	-	-	43	11	15.0	-	-	26.0	F	0.0
Geography	100	1	10	-	-	11	5	16	-	-	21	3	13.0	-	-	16.0	F	0.0
Civics	100	-	14	-	-	14	5	14	-	-	19	2.5	14.0	-	-	16.5	F	0.0

Exam Name	Total Marks	Grade	GPA	Group Position	Result Status	Without 4th	Failed Subject	Working Days	Present	Absent
HALF YEARLY	188	F	0	-	Failed	0.0	8			
Annual Exam	320	F	0	-	Failed	0.0	7			
GRAND FINAL	254	F	0	-	Failed	0.0	7			

Comments



Moral & Behavior Evaluation					Co-Curricular Activities				
Excellent	Good	Average	Poor		Sports	Cultural Function	Scout/BNC	Math Olympiad	

Class Teacher

Headmaster

OXFORD ACADEMY

SHIBALAYA, MANIKGANJ



PROGRESS REPORT

Range	Grade	GPA
80-100	A+	5.0
70-79	A	4.0
60-69	A-	3.5
50-59	B	3.0
40-49	C	2.0
33-39	D	1.0
00-32	F	0.0


Name of Student : *Mynul Islam*
 Student ID : *2119018*
 Roll No. : *75*

Class : *NINE-Day-HM-C*
 Group : *HUMANITIES*
 Year/Session : *2018*

Name of Subjects	Full Marks	HALF YEARLY				Total Marks	Annual Exam				Total Marks	GRAND FINAL				Total Marks	Letter Grade	Grade Point
		CR	MCQ	PR			CR	MCQ	PR			CR	MCQ	PR				
Bangla 1st	100	23	11	-	-	34	25	18	-	-	43	24	14.5	-	-	38.5	F	0.0
Bangla 2nd	100	17	8	-	-	25	18	10	-	-	28	17.5	9.0	-	-	26.5		
English 1st	100	9	-	-	-	9	17	-	-	-	17	13	-	-	-	13.0	F	0.0
English 2nd	100	7	-	-	-	7	-	-	-	-	-	3.5	-	-	-	3.5		
Mathematics	100	-	10	-	-	10	23	15	-	-	38	11.5	12.5	-	-	24.0	F	0.0
Relegion	100	47	11	-	-	58	46	20	-	-	66	46.5	15.5	-	-	62.0	A-	3.5
Agriculture (4th)	100	17	15	15	-	47	32	10	22	-	64	24.5	12.5	18.5	-	55.5	B	3.0
ICT	50	7	7	15	-	22	-	10	15	-	25	3.5	8.5	15.0	-	23.5	C	2.0
General Science	100	19	11	-	-	30	14	11	-	-	25	16.5	11.0	-	-	27.5	F	0.0
History	100	11	9	-	-	20	29	14	-	-	43	20	11.5	-	-	31.5	F	0.0
Geography	100	7	13	-	-	20	23	14	-	-	37	15	13.5	-	-	28.5	F	0.0
Civics	100	14	6	-	-	20	27	20	-	-	47	20.5	13.0	-	-	33.5	F	0.0

Exam Name	Total Marks	Grade	GPA	Group Position	Result Status	Without 4th	Failed Subject	Working Days	Present	Absent
HALF YEARLY	302	F	0	-	Failed	0.0	7			
Annual Exam	433	F	0	-	Failed	0.0	3			
GRAND FINAL	367.5	F	0	-	Failed	0.0	7			

Comments



Moral & Behavior Evaluation					Co-Curricular Activities				
Excellent	Good	Average	Poor		Sports	Cultural Function	Scout/BNC	Math Olympiad	

Class Teacher

Headmaster

OXFORD ACADEMY

SHIBALAYA, MANIKGANJ



PROGRESS REPORT

Range	Grade	GPA
80-100	A+	5.0
70-79	A	4.0
60-69	A-	3.5
50-59	B	3.0
40-49	C	2.0
33-39	D	1.0
00-32	F	0.0


Name of Student : *Kajol Khan Joy*
 Student ID : 2056417
 Roll No. : 76

Class : *NINE-Day-HM-C*
 Group : *HUMANITIES*
 Year/Session : *2018*

Name of Subjects	Full Marks	HALF YEARLY				Total Marks	Annual Exam				Total Marks	GRAND FINAL				Total Marks	Letter Grade	Grade Point
		CR	MCQ	PR			CR	MCQ	PR			CR	MCQ	PR				
Bangla 1st	100	12	15	-	-	27	20	22	-	-	42	16	18.5	-	-	34.5	F	0.0
Bangla 2nd	100	8	10	-	-	18	18	13	-	-	31	13	11.5	-	-	24.5		
English 1st	100	16	-	-	-	16	21	-	-	-	21	18.5	-	-	-	18.5	F	0.0
English 2nd	100	12	-	-	-	12	4	-	-	-	4	8	-	-	-	8.0		
Mathematics	100	4	15	-	-	19	17	16	-	-	33	10.5	15.5	-	-	26.0	F	0.0
Relegion	100	25	19	-	-	44	28	19	-	-	47	26.5	19.0	-	-	45.5	C	2.0
Agriculture (4th)	100	17	9	9	-	35	28	11	22	-	61	22.5	10.0	15.5	-	48.0	C	2.0
ICT	50	16	16	20	-	36	-	9	15	-	24	8	12.5	17.5	-	30.0	A-	3.5
General Science	100	9	12	-	-	21	10	18	-	-	28	9.5	15.0	-	-	24.5	F	0.0
History	100	20	13	-	-	33	23	20	-	-	43	21.5	16.5	-	-	38.0	F	0.0
Geography	100	13	10	-	-	23	17	19	-	-	36	15	14.5	-	-	29.5	F	0.0
Civics	100	13	10	-	-	23	23	16	-	-	39	18	13.0	-	-	31.0	F	0.0

Exam Name	Total Marks	Grade	GPA	Group Position	Result Status	Without 4th	Failed Subject	Working Days	Present	Absent
HALF YEARLY	307	F	0	-	Failed	0.0	7			
Annual Exam	409	F	0	-	Failed	0.0	5			
GRAND FINAL	358	F	0	-	Failed	0.0	7			

Comments



Moral & Behavior Evaluation					Co-Curricular Activities				
Excellent	Good	Average	Poor		Sports	Cultural Function	Scout/BNC	Math Olympiad	

Class Teacher

Headmaster

OXFORD ACADEMY

SHIBALAYA, MANIKGANJ



PROGRESS REPORT

Range	Grade	GPA
80-100	A+	5.0
70-79	A	4.0
60-69	A-	3.5
50-59	B	3.0
40-49	C	2.0
33-39	D	1.0
00-32	F	0.0


Name of Student : *Mahabul Hossen Murad*
 Student ID : 2059417
 Roll No. : 77

Class : *NINE-Day-HM-C*
 Group : *HUMANITIES*
 Year/Session : 2018

Name of Subjects	Full Marks	HALF YEARLY				Total Marks	Annual Exam				Total Marks	GRAND FINAL				Total Marks	Letter Grade	Grade Point
		CR	MCQ	PR			CR	MCQ	PR			CR	MCQ	PR				
Bangla 1st	100	9	13	-	-	22	15	5	-	-	20	12	9.0	-	-	21.0	F	0.0
Bangla 2nd	100	5	12	-	-	17	12	14	-	-	26	8.5	13.0	-	-	21.5		
English 1st	100	19	-	-	-	19	17	-	-	-	17	18	-	-	-	18.0	F	0.0
English 2nd	100	10	-	-	-	10	-	-	-	-	-	5	-	-	-	5.0		
Mathematics	100	-	14	-	-	14	14	12	-	-	26	7	13.0	-	-	20.0	F	0.0
Relegion	100	25	18	-	-	43	23	20	-	-	43	24	19.0	-	-	43.0	C	2.0
Agriculture (4th)	100	6	8	8	-	22	9	12	13	-	34	7.5	10.0	10.5	-	28.0	F	0.0
ICT	50	11	11	20	-	31	-	8	15	-	23	5.5	9.5	17.5	-	27.0	B	3.0
General Science	100	2	12	-	-	14	1	15	-	-	16	1.5	13.5	-	-	15.0	F	0.0
History	100	2	12	-	-	14	4	20	-	-	24	3	16.0	-	-	19.0	F	0.0
Geography	100	-	9	-	-	9	-	21	-	-	21	-	15.0	-	-	15.0	F	0.0
Civics	100	-	11	-	-	11	7	15	-	-	22	3.5	13.0	-	-	16.5	F	0.0

Exam Name	Total Marks	Grade	GPA	Group Position	Result Status	Without 4th	Failed Subject	Working Days	Present	Absent
HALF YEARLY	226	F	0	-	Failed	0.0	7			
Annual Exam	272	F	0	-	Failed	0.0	7			
GRAND FINAL	249	F	0	-	Failed	0.0	7			

Comments



Moral & Behavior Evaluation					Co-Curricular Activities				
Excellent	Good	Average	Poor		Sports	Cultural Function	Scout/BNC	Math Olympiad	

Class Teacher

Headmaster

OXFORD ACADEMY

SHIBALAYA, MANIKGANJ



PROGRESS REPORT

Range	Grade	GPA
80-100	A+	5.0
70-79	A	4.0
60-69	A-	3.5
50-59	B	3.0
40-49	C	2.0
33-39	D	1.0
00-32	F	0.0

Name of Student : *MD Toushik Hassan Noyan*
 Student ID : 2059917
 Roll No. : 78

Class : *NINE-Day-HM-C*
 Group : *HUMANITIES*
 Year/Session : *2018*

Name of Subjects	Full Marks	HALF YEARLY				Total Marks	Annual Exam				Total Marks	GRAND FINAL				Total Marks	Letter Grade	Grade Point
		CR	MCQ	PR			CR	MCQ	PR			CR	MCQ	PR				
Bangla 1st	100	6	17	-	-	23	9	19	-	-	28	7.5	18.0	-	-	25.5	F	0.0
Bangla 2nd	100	3	13	-	-	16	11	13	-	-	24	7	13.0	-	-	20.0		
English 1st	100	-	-	-	-	0	13	-	-	-	13	6.5	-	-	-	6.5	F	0.0
English 2nd	100	3	-	-	-	3	-	-	-	-	-	1.5	-	-	-	1.5		
Mathematics	100	2	12	-	-	14	13	13	-	-	26	7.5	12.5	-	-	20.0	F	0.0
Relegion	100	10	22	-	-	32	15	16	-	-	31	12.5	19.0	-	-	31.5	F	0.0
Agriculture (4th)	100	5	9	9	-	23	9	12	13	-	34	7	10.5	11.0	-	28.5	F	0.0
ICT	50	12	12	20	-	32	-	11	15	-	26	6	11.5	17.5	-	29.0	B	3.0
General Science	100	-	12	-	-	12	-	16	-	-	16	-	14.0	-	-	14.0	F	0.0
History	100	1	14	-	-	15	3	21	-	-	24	2	17.5	-	-	19.5	F	0.0
Geography	100	-	10	-	-	10	2	20	-	-	22	1	15.0	-	-	16.0	F	0.0
Civics	100	-	11	-	-	11	3	18	-	-	21	1.5	14.5	-	-	16.0	F	0.0

Exam Name	Total Marks	Grade	GPA	Group Position	Result Status	Without 4th	Failed Subject	Working Days	Present	Absent
HALF YEARLY	191	F	0	-	Failed	0.0	8			
Annual Exam	265	F	0	-	Failed	0.0	8			
GRAND FINAL	228	F	0	-	Failed	0.0	8			

Comments



Moral & Behavior Evaluation					Co-Curricular Activities				
Excellent	Good	Average	Poor		Sports	Cultural Function	Scout/BNC	Math Olympiad	

Class Teacher

Headmaster

OXFORD ACADEMY

SHIBALAYA, MANIKGANJ



PROGRESS REPORT

Range	Grade	GPA
80-100	A+	5.0
70-79	A	4.0
60-69	A-	3.5
50-59	B	3.0
40-49	C	2.0
33-39	D	1.0
00-32	F	0.0


Name of Student : *Badhan Ghosh*
 Student ID : 2053917
 Roll No. : 79

Class : *NINE-Day-HM-C*
 Group : *HUMANITIES*
 Year/Session : *2018*

Name of Subjects	Full Marks	HALF YEARLY				Total Marks	Annual Exam				Total Marks	GRAND FINAL				Total Marks	Letter Grade	Grade Point
		CR	MCQ	PR			CR	MCQ	PR			CR	MCQ	PR				
Bangla 1st	100	25	15	-	-	40	36	19	-	-	55	30.5	17.0	-	-	47.5	C	2.0
Bangla 2nd	100	17	13	-	-	30	23	14	-	-	37	20	13.5	-	-	33.5		
English 1st	100	39	-	-	-	39	34	-	-	-	34	36.5	-	-	-	36.5	F	0.0
English 2nd	100	17	-	-	-	17	4	-	-	-	4	10.5	-	-	-	10.5		
Mathematics	100	6	12	-	-	18	12	14	-	-	26	9	13.0	-	-	22.0	F	0.0
Relegion	100	46	26	-	-	72	36	14	-	-	50	41	20.0	-	-	61.0	A-	3.5
Agriculture (4th)	100	23	11	11	-	45	33	12	23	-	68	28	11.5	17.0	-	56.5	B	3.0
ICT	50	12	12	20	-	32	-	10	15	-	25	6	11.0	17.5	-	28.5	B	3.0
General Science	100	23	12	-	-	35	15	15	-	-	30	19	13.5	-	-	32.5	F	0.0
History	100	19	15	-	-	34	33	22	-	-	55	26	18.5	-	-	44.5	C	2.0
Geography	100	14	10	-	-	24	30	23	-	-	53	22	16.5	-	-	38.5	F	0.0
Civics	100	28	12	-	-	40	31	19	-	-	50	29.5	15.5	-	-	45.0	C	2.0

Exam Name	Total Marks	Grade	GPA	Group Position	Result Status	Without 4th	Failed Subject	Working Days	Present	Absent
HALF YEARLY	426	F	0	-	Failed	0.0	5			
Annual Exam	487	F	0	-	Failed	0.0	3			
GRAND FINAL	456.5	F	0	-	Failed	0.0	4			

Comments



Moral & Behavior Evaluation					Co-Curricular Activities				
Excellent	Good	Average	Poor		Sports	Cultural Function	Scout/BNC	Math Olympiad	

Class Teacher

Headmaster

OXFORD ACADEMY

SHIBALAYA, MANIKGANJ



PROGRESS REPORT

Range	Grade	GPA
80-100	A+	5.0
70-79	A	4.0
60-69	A-	3.5
50-59	B	3.0
40-49	C	2.0
33-39	D	1.0
00-32	F	0.0

Name of Student : *Md Shahoriar Shuvo*
 Student ID : 2050717
 Roll No. : 80

Class : *NINE-Day-HM-C*
 Group : *HUMANITIES*
 Year/Session : *2018*

Name of Subjects	Full Marks	HALF YEARLY				Total Marks	Annual Exam				Total Marks	GRAND FINAL				Total Marks	Letter Grade	Grade Point
		CR	MCQ	PR			CR	MCQ	PR			CR	MCQ	PR				
Bangla 1st	100	35	18	-	-	53	46	23	-	-	69	40.5	20.5	-	-	61.0	B	3.0
Bangla 2nd	100	29	16	-	-	45	35	15	-	-	50	32	15.5	-	-	47.5		
English 1st	100	39	-	-	-	39	56	-	-	-	56	47.5	-	-	-	47.5	C	2.0
English 2nd	100	45	-	-	-	45	36	-	-	-	36	40.5	-	-	-	40.5		
Mathematics	100	23	18	-	-	41	24	15	-	-	39	23.5	16.5	-	-	40.0	C	2.0
Relegion	100	56	22	-	-	78	56	23	-	-	79	56	22.5	-	-	78.5	A	4.0
Agriculture (4th)	100	25	15	15	-	55	44	14	25	-	83	34.5	14.5	20.0	-	69.0	A-	3.5
ICT	50	15	15	20	-	35	-	12	15	-	27	7.5	13.5	17.5	-	31.0	A-	3.5
General Science	100	38	11	-	-	49	23	17	-	-	40	30.5	14.0	-	-	44.5	C	2.0
History	100	44	19	-	-	63	47	24	-	-	71	45.5	21.5	-	-	67.0	A-	3.5
Geography	100	23	21	-	-	44	45	23	-	-	68	34	22.0	-	-	56.0	B	3.0
Civics	100	47	14	-	-	61	42	19	-	-	61	44.5	16.5	-	-	61.0	A-	3.5

Exam Name	Total Marks	Grade	GPA	Group Position	Result Status	Without 4th	Failed Subject	Working Days	Present	Absent
HALF YEARLY	608	C	2.89	1	Passed	2.78	0			
Annual Exam	679	B	3.22	5	Passed	2.89	0			
GRAND FINAL	643.5	B	3.11	4	Passed	2.94	0			

Comments



Moral & Behavior Evaluation					Co-Curricular Activities				
Excellent	Good	Average	Poor		Sports	Cultural Function	Scout/BNC	Math Olympiad	

Class Teacher

Headmaster

OXFORD ACADEMY

SHIBALAYA, MANIKGANJ



PROGRESS REPORT

Range	Grade	GPA
80-100	A+	5.0
70-79	A	4.0
60-69	A-	3.5
50-59	B	3.0
40-49	C	2.0
33-39	D	1.0
00-32	F	0.0

Name of Student : *Md Shohaghi Molla*
 Student ID : 2119218
 Roll No. : 81

Class : *NINE-Day-HM-C*
 Group : *HUMANITIES*
 Year/Session : 2018

Name of Subjects	Full Marks	HALF YEARLY				Total Marks	Annual Exam				Total Marks	GRAND FINAL				Total Marks	Letter Grade	Grade Point
		CR	MCQ	PR			CR	MCQ	PR			CR	MCQ	PR				
Bangla 1st	100	18	13	-	-	31	30	21	-	-	51	24	17.0	-	-	41.0	F	0.0
Bangla 2nd	100	19	15	-	-	34	19	15	-	-	34	19	15.0	-	-	34.0		
English 1st	100	16	-	-	-	16	39	-	-	-	39	27.5	-	-	-	27.5	F	0.0
English 2nd	100	15	-	-	-	15	2	-	-	-	2	8.5	-	-	-	8.5		
Mathematics	100	2	11	-	-	13	13	13	-	-	26	7.5	12.0	-	-	19.5	F	0.0
Relegion	100	41	23	-	-	64	38	14	-	-	52	39.5	18.5	-	-	58.0	B	3.0
Agriculture (4th)	100	17	11	11	-	39	20	14	20	-	54	18.5	12.5	15.5	-	46.5	C	2.0
ICT	50	18	18	20	-	38	-	8	15	-	23	9	13.0	17.5	-	30.5	A-	3.5
General Science	100	-	9	-	-	9	3	13	-	-	16	1.5	11.0	-	-	12.5	F	0.0
History	100	27	10	-	-	37	25	22	-	-	47	26	16.0	-	-	42.0	C	2.0
Geography	100	6	9	-	-	15	12	10	-	-	22	9	9.5	-	-	18.5	F	0.0
Civics	100	11	10	-	-	21	23	16	-	-	39	17	13.0	-	-	30.0	F	0.0

Exam Name	Total Marks	Grade	GPA	Group Position	Result Status	Without 4th	Failed Subject	Working Days	Present	Absent
HALF YEARLY	332	F	0	-	Failed	0.0	6			
Annual Exam	405	F	0	-	Failed	0.0	4			
GRAND FINAL	368.5	F	0	-	Failed	0.0	6			

Comments



Moral & Behavior Evaluation					Co-Curricular Activities				
Excellent	Good	Average	Poor		Sports	Cultural Function	Scout/BNC	Math Olympiad	

Class Teacher

Headmaster

OXFORD ACADEMY

SHIBALAYA, MANIKGANJ



PROGRESS REPORT

Range	Grade	GPA
80-100	A+	5.0
70-79	A	4.0
60-69	A-	3.5
50-59	B	3.0
40-49	C	2.0
33-39	D	1.0
00-32	F	0.0

Name of Student : *Md Raza Mia*
 Student ID : 2119418
 Roll No. : 82

Class : *NINE-Day-HM-C*
 Group : *HUMANITIES*
 Year/Session : 2018

Name of Subjects	Full Marks	HALF YEARLY				Total Marks	Annual Exam				Total Marks	GRAND FINAL				Total Marks	Letter Grade	Grade Point
		CR	MCQ	PR			CR	MCQ	PR			CR	MCQ	PR				
Bangla 1st	100	20	13	-	-	33	31	21	-	-	52	25.5	17.0	-	-	42.5	F	0.0
Bangla 2nd	100	14	12	-	-	26	13	11	-	-	24	13.5	11.5	-	-	25.0		
English 1st	100	21	-	-	-	21	33	-	-	-	33	27	-	-	-	27.0	F	0.0
English 2nd	100	8	-	-	-	8	-	-	-	-	-	4	-	-	-	4.0		
Mathematics	100	4	18	-	-	22	4	13	-	-	17	4	15.5	-	-	19.5	F	0.0
Relegion	100	38	22	-	-	60	56	15	-	-	71	47	18.5	-	-	65.5	A-	3.5
Agriculture (4th)	100	7	12	12	-	31	31	15	22	-	68	19	13.5	17.0	-	49.5	C	2.0
ICT	50	16	16	20	-	36	-	10	15	-	25	8	13.0	17.5	-	30.5	A-	3.5
General Science	100	4	10	-	-	14	5	16	-	-	21	4.5	13.0	-	-	17.5	F	0.0
History	100	23	12	-	-	35	27	21	-	-	48	25	16.5	-	-	41.5	C	2.0
Geography	100	6	-	-	-	6	6	18	-	-	24	6	9.0	-	-	15.0	F	0.0
Civics	100	7	10	-	-	17	23	19	-	-	42	15	14.5	-	-	29.5	F	0.0

Exam Name	Total Marks	Grade	GPA	Group Position	Result Status	Without 4th	Failed Subject	Working Days	Present	Absent
HALF YEARLY	309	F	0	-	Failed	0.0	6			
Annual Exam	425	F	0	-	Failed	0.0	5			
GRAND FINAL	367	F	0	-	Failed	0.0	6			

Comments



Moral & Behavior Evaluation					Co-Curricular Activities				
Excellent	Good	Average	Poor		Sports	Cultural Function	Scout/BNC	Math Olympiad	

Class Teacher

Headmaster

OXFORD ACADEMY

SHIBALAYA, MANIKGANJ



PROGRESS REPORT

Range	Grade	GPA
80-100	A+	5.0
70-79	A	4.0
60-69	A-	3.5
50-59	B	3.0
40-49	C	2.0
33-39	D	1.0
00-32	F	0.0


Name of Student : *MD Rabbi Sheak*
 Student ID : *2058517*
 Roll No. : *83*

Class : *NINE-Day-HM-C*
 Group : *HUMANITIES*
 Year/Session : *2018*

Name of Subjects	Full Marks	HALF YEARLY				Total Marks	Annual Exam				Total Marks	GRAND FINAL				Total Marks	Letter Grade	Grade Point
		CR	MCQ	PR			CR	MCQ	PR			CR	MCQ	PR				
Bangla 1st	100	14	11	-	-	25	17	18	-	-	35	15.5	14.5	-	-	30.0	F	0.0
Bangla 2nd	100	-	-	-	-	0	20	16	-	-	36	10	8.0	-	-	18.0		
English 1st	100	14	-	-	-	14	20	-	-	-	20	17	-	-	-	17.0	F	0.0
English 2nd	100	5	-	-	-	5	-	-	-	-	-	2.5	-	-	-	2.5		
Mathematics	100	2	17	-	-	19	12	13	-	-	25	7	15.0	-	-	22.0	F	0.0
Relegion	100	32	14	-	-	46	35	17	-	-	52	33.5	15.5	-	-	49.0	C	2.0
Agriculture (4th)	100	-	-	-	-	0	20	13	20	-	53	10	6.5	10.0	-	26.5	F	0.0
ICT	50	15	15	20	-	35	-	8	15	-	23	7.5	11.5	17.5	-	29.0	B	3.0
General Science	100	3	9	-	-	12	-	8	-	-	8	1.5	8.5	-	-	10.0	F	0.0
History	100	12	8	-	-	20	23	22	-	-	45	17.5	15.0	-	-	32.5	F	0.0
Geography	100	-	13	-	-	13	4	17	-	-	21	2	15.0	-	-	17.0	F	0.0
Civics	100	-	7	-	-	7	13	13	-	-	26	6.5	10.0	-	-	16.5	F	0.0

Exam Name	Total Marks	Grade	GPA	Group Position	Result Status	Without 4th	Failed Subject	Working Days	Present	Absent
HALF YEARLY	196	F	0	-	Failed	0.0	7			
Annual Exam	344	F	0	-	Failed	0.0	6			
GRAND FINAL	270	F	0	-	Failed	0.0	7			

Comments



Moral & Behavior Evaluation					Co-Curricular Activities				
Excellent	Good	Average	Poor		Sports	Cultural Function	Scout/BNC	Math Olympiad	

Class Teacher

Headmaster

OXFORD ACADEMY

SHIBALAYA, MANIKGANJ



PROGRESS REPORT

Range	Grade	GPA
80-100	A+	5.0
70-79	A	4.0
60-69	A-	3.5
50-59	B	3.0
40-49	C	2.0
33-39	D	1.0
00-32	F	0.0

Name of Student : *Priya Akter*
 Student ID : 2048217
 Roll No. : 84

Class : *NINE-Day-HM-C*
 Group : *HUMANITIES*
 Year/Session : 2018

Name of Subjects	Full Marks	HALF YEARLY				Total Marks	Annual Exam				Total Marks	GRAND FINAL				Total Marks	Letter Grade	Grade Point
		CR	MCQ	PR			CR	MCQ	PR			CR	MCQ	PR				
Bangla 1st	100	23	15	-	-	38	47	21	-	-	68	35	18.0	-	-	53.0	C	2.0
Bangla 2nd	100	21	10	-	-	31	27	6	-	-	33	24	8.0	-	-	32.0		
English 1st	100	19	-	-	-	19	13	-	-	-	13	16	-	-	-	16.0	F	0.0
English 2nd	100	15	-	-	-	15	1	-	-	-	1	8	-	-	-	8.0		
Mathematics	100	3	10	-	-	13	15	10	-	-	25	9	10.0	-	-	19.0	F	0.0
Relegion	100	48	21	-	-	69	50	18	-	-	68	49	19.5	-	-	68.5	A-	3.5
Agriculture (4th)	100	30	11	11	-	52	41	9	24	-	74	35.5	10.0	17.5	-	63.0	A-	3.5
ICT	50	14	14	20	-	34	-	8	15	-	23	7	11.0	17.5	-	28.5	B	3.0
General Science	100	10	12	-	-	22	11	17	-	-	28	10.5	14.5	-	-	25.0	F	0.0
History	100	33	18	-	-	51	45	19	-	-	64	39	18.5	-	-	57.5	B	3.0
Geography	100	23	13	-	-	36	39	16	-	-	55	31	14.5	-	-	45.5	C	2.0
Civics	100	30	11	-	-	41	40	17	-	-	57	35	14.0	-	-	49.0	C	2.0

Exam Name	Total Marks	Grade	GPA	Group Position	Result Status	Without 4th	Failed Subject	Working Days	Present	Absent
HALF YEARLY	421	F	0	-	Failed	0.0	4			
Annual Exam	509	F	0	-	Failed	0.0	3			
GRAND FINAL	465	F	0	-	Failed	0.0	3			

Comments



Moral & Behavior Evaluation					Co-Curricular Activities				
Excellent	Good	Average	Poor		Sports	Cultural Function	Scout/BNC	Math Olympiad	

Class Teacher

Headmaster

OXFORD ACADEMY

SHIBALAYA, MANIKGANJ



PROGRESS REPORT

Range	Grade	GPA
80-100	A+	5.0
70-79	A	4.0
60-69	A-	3.5
50-59	B	3.0
40-49	C	2.0
33-39	D	1.0
00-32	F	0.0


Name of Student : *Muniya Akter*
 Student ID : 2047517
 Roll No. : 85

Class : *NINE-Day-HM-C*
 Group : *HUMANITIES*
 Year/Session : 2018

Name of Subjects	Full Marks	HALF YEARLY				Total Marks	Annual Exam				Total Marks	GRAND FINAL				Total Marks	Letter Grade	Grade Point
		CR	MCQ	PR			CR	MCQ	PR			CR	MCQ	PR				
Bangla 1st	100	27	13	-	-	40	46	17	-	-	63	36.5	15.0	-	-	51.5	C	2.0
Bangla 2nd	100	21	10	-	-	31	25	6	-	-	31	23	8.0	-	-	31.0		
English 1st	100	23	-	-	-	23	15	-	-	-	15	19	-	-	-	19.0	F	0.0
English 2nd	100	18	-	-	-	18	3	-	-	-	3	10.5	-	-	-	10.5		
Mathematics	100	2	13	-	-	15	23	13	-	-	36	12.5	13.0	-	-	25.5	F	0.0
Relegion	100	54	17	-	-	71	46	16	-	-	62	50	16.5	-	-	66.5	A-	3.5
Agriculture (4th)	100	32	12	12	-	56	42	10	25	-	77	37	11.0	18.5	-	66.5	A-	3.5
ICT	50	14	14	20	-	34	-	9	15	-	24	7	11.5	17.5	-	29.0	B	3.0
General Science	100	14	9	-	-	23	17	15	-	-	32	15.5	12.0	-	-	27.5	F	0.0
History	100	32	12	-	-	44	38	18	-	-	56	35	15.0	-	-	50.0	B	3.0
Geography	100	23	13	-	-	36	36	15	-	-	51	29.5	14.0	-	-	43.5	C	2.0
Civics	100	30	11	-	-	41	36	16	-	-	52	33	13.5	-	-	46.5	C	2.0

Exam Name	Total Marks	Grade	GPA	Group Position	Result Status	Without 4th	Failed Subject	Working Days	Present	Absent
HALF YEARLY	432	F	0	-	Failed	0.0	3			
Annual Exam	502	F	0	-	Failed	0.0	2			
GRAND FINAL	467	F	0	-	Failed	0.0	3			

Comments



Moral & Behavior Evaluation					Co-Curricular Activities				
Excellent	Good	Average	Poor		Sports	Cultural Function	Scout/BNC	Math Olympiad	

Class Teacher

Headmaster

OXFORD ACADEMY

SHIBALAYA, MANIKGANJ



PROGRESS REPORT

Range	Grade	GPA
80-100	A+	5.0
70-79	A	4.0
60-69	A-	3.5
50-59	B	3.0
40-49	C	2.0
33-39	D	1.0
00-32	F	0.0


Name of Student : *Chameli Akter*
 Student ID : 2049117
 Roll No. : 86

Class : *NINE-Day-HM-C*
 Group : *HUMANITIES*
 Year/Session : *2018*

Name of Subjects	Full Marks	HALF YEARLY				Total Marks	Annual Exam				Total Marks	GRAND FINAL				Total Marks	Letter Grade	Grade Point
		CR	MCQ	PR			CR	MCQ	PR			CR	MCQ	PR				
Bangla 1st	100	16	9	-	-	25	33	13	-	-	46	24.5	11.0	-	-	35.5	F	0.0
Bangla 2nd	100	10	8	-	-	18	23	6	-	-	29	16.5	7.0	-	-	23.5		
English 1st	100	10	-	-	-	10	12	-	-	-	12	11	-	-	-	11.0	F	0.0
English 2nd	100	3	-	-	-	3	-	-	-	-	-	1.5	-	-	-	1.5		
Mathematics	100	4	14	-	-	18	5	12	-	-	17	4.5	13.0	-	-	17.5	F	0.0
Relegion	100	34	14	-	-	48	43	22	-	-	65	38.5	18.0	-	-	56.5	B	3.0
Agriculture (4th)	100	25	8	8	-	41	38	10	23	-	71	31.5	9.0	15.5	-	56.0	B	3.0
ICT	50	13	13	20	-	33	-	11	15	-	26	6.5	12.0	17.5	-	29.5	B	3.0
General Science	100	1	8	-	-	9	5	11	-	-	16	3	9.5	-	-	12.5	F	0.0
History	100	27	15	-	-	42	32	14	-	-	46	29.5	14.5	-	-	44.0	C	2.0
Geography	100	8	8	-	-	16	30	8	-	-	38	19	8.0	-	-	27.0	F	0.0
Civics	100	23	11	-	-	34	23	10	-	-	33	23	10.5	-	-	33.5	D	1.0

Exam Name	Total Marks	Grade	GPA	Group Position	Result Status	Without 4th	Failed Subject	Working Days	Present	Absent
HALF YEARLY	297	F	0	-	Failed	0.0	5			
Annual Exam	399	F	0	-	Failed	0.0	5			
GRAND FINAL	348	F	0	-	Failed	0.0	5			

Comments



Moral & Behavior Evaluation					Co-Curricular Activities				
Excellent	Good	Average	Poor		Sports	Cultural Function	Scout/BNC	Math Olympiad	

Class Teacher

Headmaster

OXFORD ACADEMY

SHIBALAYA, MANIKGANJ



PROGRESS REPORT

Range	Grade	GPA
80-100	A+	5.0
70-79	A	4.0
60-69	A-	3.5
50-59	B	3.0
40-49	C	2.0
33-39	D	1.0
00-32	F	0.0

Name of Student : *Asma Siddika Maria*
 Student ID : 2049017
 Roll No. : 87

Class : *NINE-Day-HM-C*
 Group : *HUMANITIES*
 Year/Session : 2018

Name of Subjects	Full Marks	HALF YEARLY				Total Marks	Annual Exam				Total Marks	GRAND FINAL				Total Marks	Letter Grade	Grade Point
		CR	MCQ	PR			CR	MCQ	PR			CR	MCQ	PR				
Bangla 1st	100	18	8	-	-	26	43	17	-	-	60	30.5	12.5	-	-	43.0	D	1.0
Bangla 2nd	100	10	7	-	-	17	21	8	-	-	29	15.5	7.5	-	-	23.0		
English 1st	100	12	-	-	-	12	38	-	-	-	38	25	-	-	-	25.0	F	0.0
English 2nd	100	6	-	-	-	6	1	-	-	-	1	3.5	-	-	-	3.5		
Mathematics	100	9	10	-	-	19	7	14	-	-	21	8	12.0	-	-	20.0	F	0.0
Relegion	100	28	16	-	-	44	44	12	-	-	56	36	14.0	-	-	50.0	B	3.0
Agriculture (4th)	100	28	10	10	-	48	42	9	24	-	75	35	9.5	17.0	-	61.5	A-	3.5
ICT	50	11	11	20	-	31	-	6	15	-	21	5.5	8.5	17.5	-	26.0	B	3.0
General Science	100	1	10	-	-	11	-	14	-	-	14	0.5	12.0	-	-	12.5	F	0.0
History	100	37	16	-	-	53	31	16	-	-	47	34	16.0	-	-	50.0	B	3.0
Geography	100	7	14	-	-	21	34	21	-	-	55	20.5	17.5	-	-	38.0	F	0.0
Civics	100	18	10	-	-	28	33	14	-	-	47	25.5	12.0	-	-	37.5	D	1.0

Exam Name	Total Marks	Grade	GPA	Group Position	Result Status	Without 4th	Failed Subject	Working Days	Present	Absent
HALF YEARLY	316	F	0	-	Failed	0.0	6			
Annual Exam	464	F	0	-	Failed	0.0	3			
GRAND FINAL	390	F	0	-	Failed	0.0	4			

Comments



Moral & Behavior Evaluation					Co-Curricular Activities				
Excellent	Good	Average	Poor		Sports	Cultural Function	Scout/BNC	Math Olympiad	

Class Teacher

Headmaster

OXFORD ACADEMY

SHIBALAYA, MANIKGANJ



PROGRESS REPORT

Range	Grade	GPA
80-100	A+	5.0
70-79	A	4.0
60-69	A-	3.5
50-59	B	3.0
40-49	C	2.0
33-39	D	1.0
00-32	F	0.0

Name of Student : *Sahana Akter*
 Student ID : 2046017
 Roll No. : 88

Class : *NINE-Day-HM-C*
 Group : *HUMANITIES*
 Year/Session : *2018*

Name of Subjects	Full Marks	HALF YEARLY				Total Marks	Annual Exam				Total Marks	GRAND FINAL				Total Marks	Letter Grade	Grade Point
		CR	MCQ	PR			CR	MCQ	PR			CR	MCQ	PR				
Bangla 1st	100	13	7	-	-	20	28	16	-	-	44	20.5	11.5	-	-	32.0	F	0.0
Bangla 2nd	100	15	9	-	-	24	15	10	-	-	25	15	9.5	-	-	24.5		
English 1st	100	12	-	-	-	12	15	-	-	-	15	13.5	-	-	-	13.5	F	0.0
English 2nd	100	6	-	-	-	6	-	-	-	-	-	3	-	-	-	3.0		
Mathematics	100	8	11	-	-	19	-	8	-	-	8	4	9.5	-	-	13.5	F	0.0
Relegion	100	27	16	-	-	43	33	12	-	-	45	30	14.0	-	-	44.0	C	2.0
Agriculture (4th)	100	27	10	10	-	47	35	9	23	-	67	31	9.5	16.5	-	57.0	B	3.0
ICT	50	8	8	15	-	23	-	8	15	-	23	4	8.0	15.0	-	23.0	C	2.0
General Science	100	6	16	-	-	22	2	10	-	-	12	4	13.0	-	-	17.0	F	0.0
History	100	26	18	-	-	44	24	14	-	-	38	25	16.0	-	-	41.0	C	2.0
Geography	100	9	16	-	-	25	25	12	-	-	37	17	14.0	-	-	31.0	F	0.0
Civics	100	23	11	-	-	34	26	13	-	-	39	24.5	12.0	-	-	36.5	D	1.0

Exam Name	Total Marks	Grade	GPA	Group Position	Result Status	Without 4th	Failed Subject	Working Days	Present	Absent
HALF YEARLY	319	F	0	-	Failed	0.0	5			
Annual Exam	353	F	0	-	Failed	0.0	4			
GRAND FINAL	336	F	0	-	Failed	0.0	5			

Comments



Moral & Behavior Evaluation					Co-Curricular Activities				
Excellent	Good	Average	Poor		Sports	Cultural Function	Scout/BNC	Math Olympiad	

Class Teacher

Headmaster

OXFORD ACADEMY

SHIBALAYA, MANIKGANJ



PROGRESS REPORT

Range	Grade	GPA
80-100	A+	5.0
70-79	A	4.0
60-69	A-	3.5
50-59	B	3.0
40-49	C	2.0
33-39	D	1.0
00-32	F	0.0


Name of Student : *Md Shadin Mollik*
 Student ID : 2051017
 Roll No. : 89

Class : *NINE-Day-HM-C*
 Group : *HUMANITIES*
 Year/Session : 2018

Name of Subjects	Full Marks	HALF YEARLY				Total Marks	Annual Exam				Total Marks	GRAND FINAL				Total Marks	Letter Grade	Grade Point
		CR	MCQ	PR			CR	MCQ	PR			CR	MCQ	PR				
Bangla 1st	100	34	15	-	-	49	43	20	-	-	63	38.5	17.5	-	-	56.0	B	3.0
Bangla 2nd	100	26	15	-	-	41	42	12	-	-	54	34	13.5	-	-	47.5		
English 1st	100	61	-	-	-	61	68	-	-	-	68	64.5	-	-	-	64.5	C	2.0
English 2nd	100	35	-	-	-	35	25	-	-	-	25	30	-	-	-	30.0		
Mathematics	100	20	16	-	-	36	38	14	-	-	52	29	15.0	-	-	44.0	C	2.0
Relegion	100	46	24	-	-	70	56	20	-	-	76	51	22.0	-	-	73.0	A	4.0
Agriculture (4th)	100	32	17	17	-	66	43	13	25	-	81	37.5	15.0	21.0	-	73.5	A	4.0
ICT	50	18	18	20	-	38	-	11	15	-	26	9	14.5	17.5	-	32.0	A-	3.5
General Science	100	41	10	-	-	51	37	20	-	-	57	39	15.0	-	-	54.0	B	3.0
History	100	49	24	-	-	73	48	20	-	-	68	48.5	22.0	-	-	70.5	A	4.0
Geography	100	23	22	-	-	45	44	18	-	-	62	33.5	20.0	-	-	53.5	B	3.0
Civics	100	32	19	-	-	51	34	16	-	-	50	33	17.5	-	-	50.5	B	3.0

Exam Name	Total Marks	Grade	GPA	Group Position	Result Status	Without 4th	Failed Subject	Working Days	Present	Absent
HALF YEARLY	616	F	0	-	Failed	0.0	1			
Annual Exam	682	B	3.44	3	Passed	3.11	0			
GRAND FINAL	649	B	3.28	3	Passed	3.06	0			

Comments



Moral & Behavior Evaluation					Co-Curricular Activities				
Excellent	Good	Average	Poor		Sports	Cultural Function	Scout/BNC	Math Olympiad	

Class Teacher

Headmaster

OXFORD ACADEMY

SHIBALAYA, MANIKGANJ



PROGRESS REPORT

Range	Grade	GPA
80-100	A+	5.0
70-79	A	4.0
60-69	A-	3.5
50-59	B	3.0
40-49	C	2.0
33-39	D	1.0
00-32	F	0.0

Name of Student : *Myirul Islam*
 Student ID : 2053017
 Roll No. : 90

Class : *NINE-Day-HM-C*
 Group : *HUMANITIES*
 Year/Session : 2018

Name of Subjects	Full Marks	HALF YEARLY				Total Marks	Annual Exam				Total Marks	GRAND FINAL				Total Marks	Letter Grade	Grade Point
		CR	MCQ	PR			CR	MCQ	PR			CR	MCQ	PR				
Bangla 1st	100	28	13	-	-	41	-	-	-	-	-	14	6.5	-	-	20.5	F	0.0
Bangla 2nd	100	21	15	-	-	36	16	11	-	-	27	18.5	13.0	-	-	31.5		
English 1st	100	22	-	-	-	22	35	-	-	-	35	28.5	-	-	-	28.5	F	0.0
English 2nd	100	-	-	-	-	0	-	-	-	-	-	-	-	-	-	0.0		
Mathematics	100	-	-	-	-	0	10	16	-	-	26	5	8.0	-	-	13.0	F	0.0
Relegion	100	34	18	-	-	52	23	16	-	-	39	28.5	17.0	-	-	45.5	C	2.0
Agriculture (4th)	100	-	-	-	-	0	-	-	-	-	-	-	-	-	-	0.0	F	0.0
ICT	50	18	18	20	-	38	-	-	-	-	-	9	9.0	10.0	-	19.0	D	1.0
General Science	100	9	12	-	-	21	-	-	-	-	-	4.5	6.0	-	-	10.5	F	0.0
History	100	-	-	-	-	0	-	-	-	-	-	-	-	-	-	0.0	F	0.0
Geography	100	-	-	-	-	0	-	-	-	-	-	-	-	-	-	0.0	F	0.0
Civics	100	-	-	-	-	0	-	-	-	-	-	-	-	-	-	0.0	F	0.0

Exam Name	Total Marks	Grade	GPA	Group Position	Result Status	Without 4th	Failed Subject	Working Days	Present	Absent
HALF YEARLY	210	F	0	-	Failed	0.0	6			
Annual Exam	127	F	0	-	Failed	0.0	8			
GRAND FINAL	168.5	F	0	-	Failed	0.0	7			

Comments



Moral & Behavior Evaluation					Co-Curricular Activities				
Excellent	Good	Average	Poor		Sports	Cultural Function	Scout/BNC	Math Olympiad	

Class Teacher

Headmaster

OXFORD ACADEMY

SHIBALAYA, MANIKGANJ



PROGRESS REPORT

Range	Grade	GPA
80-100	A+	5.0
70-79	A	4.0
60-69	A-	3.5
50-59	B	3.0
40-49	C	2.0
33-39	D	1.0
00-32	F	0.0

Name of Student : *Md Ratul Mia*
 Student ID : 2119618
 Roll No. : 91

Class : *NINE-Day-HM-C*
 Group : *HUMANITIES*
 Year/Session : 2018

Name of Subjects	Full Marks	HALF YEARLY				Total Marks	Annual Exam				Total Marks	GRAND FINAL				Total Marks	Letter Grade	Grade Point
		CR	MCQ	PR			CR	MCQ	PR			CR	MCQ	PR				
Bangla 1st	100	21	9	-	-	30	44	20	-	-	64	32.5	14.5	-	-	47.0	C	2.0
Bangla 2nd	100	23	15	-	-	38	25	10	-	-	35	24	12.5	-	-	36.5		
English 1st	100	52	-	-	-	52	36	-	-	-	36	44	-	-	-	44.0	F	0.0
English 2nd	100	21	-	-	-	21	9	-	-	-	9	15	-	-	-	15.0		
Mathematics	100	10	16	-	-	26	12	15	-	-	27	11	15.5	-	-	26.5	F	0.0
Relegion	100	49	22	-	-	71	43	17	-	-	60	46	19.5	-	-	65.5	A-	3.5
Agriculture (4th)	100	12	12	12	-	36	39	12	23	-	74	25.5	12.0	17.5	-	55.0	B	3.0
ICT	50	17	17	20	-	37	-	10	15	-	25	8.5	13.5	17.5	-	31.0	A-	3.5
General Science	100	5	5	-	-	10	12	15	-	-	27	8.5	10.0	-	-	18.5	F	0.0
History	100	29	9	-	-	38	29	22	-	-	51	29	15.5	-	-	44.5	C	2.0
Geography	100	6	9	-	-	15	15	21	-	-	36	10.5	15.0	-	-	25.5	F	0.0
Civics	100	10	12	-	-	22	29	18	-	-	47	19.5	15.0	-	-	34.5	F	0.0

Exam Name	Total Marks	Grade	GPA	Group Position	Result Status	Without 4th	Failed Subject	Working Days	Present	Absent
HALF YEARLY	396	F	0	-	Failed	0.0	6			
Annual Exam	491	F	0	-	Failed	0.0	4			
GRAND FINAL	443.5	F	0	-	Failed	0.0	5			

Comments



Moral & Behavior Evaluation					Co-Curricular Activities				
Excellent	Good	Average	Poor		Sports	Cultural Function	Scout/BNC	Math Olympiad	

Class Teacher

Headmaster

OXFORD ACADEMY

SHIBALAYA, MANIKGANJ



PROGRESS REPORT

Range	Grade	GPA
80-100	A+	5.0
70-79	A	4.0
60-69	A-	3.5
50-59	B	3.0
40-49	C	2.0
33-39	D	1.0
00-32	F	0.0

Name of Student : *Athia Alom Toma*
 Student ID : 2046717
 Roll No. : 92

Class : *NINE-Day-HM-C*
 Group : *HUMANITIES*
 Year/Session : *2018*

Name of Subjects	Full Marks	HALF YEARLY				Total Marks	Annual Exam				Total Marks	GRAND FINAL				Total Marks	Letter Grade	Grade Point
		CR	MCQ	PR			CR	MCQ	PR			CR	MCQ	PR				
Bangla 1st	100	33	7	-	-	40	44	18	-	-	62	38.5	12.5	-	-	51.0	F	0.0
Bangla 2nd	100	19	7	-	-	26	27	4	-	-	31	23	5.5	-	-	28.5		
English 1st	100	10	-	-	-	10	29	-	-	-	29	19.5	-	-	-	19.5	F	0.0
English 2nd	100	16	-	-	-	16	8	-	-	-	8	12	-	-	-	12.0		
Mathematics	100	9	13	-	-	22	11	10	-	-	21	10	11.5	-	-	21.5	F	0.0
Relegion	100	46	18	-	-	64	52	19	-	-	71	49	18.5	-	-	67.5	A-	3.5
Agriculture (4th)	100	31	11	11	-	53	41	10	25	-	76	36	10.5	18.0	-	64.5	A-	3.5
ICT	50	10	10	20	-	30	-	11	15	-	26	5	10.5	17.5	-	28.0	B	3.0
General Science	100	7	10	-	-	17	14	16	-	-	30	10.5	13.0	-	-	23.5	F	0.0
History	100	37	17	-	-	54	39	17	-	-	56	38	17.0	-	-	55.0	B	3.0
Geography	100	12	15	-	-	27	38	12	-	-	50	25	13.5	-	-	38.5	D	1.0
Civics	100	30	11	-	-	41	37	15	-	-	52	33.5	13.0	-	-	46.5	C	2.0

Exam Name	Total Marks	Grade	GPA	Group Position	Result Status	Without 4th	Failed Subject	Working Days	Present	Absent
HALF YEARLY	400	F	0	-	Failed	0.0	5			
Annual Exam	512	F	0	-	Failed	0.0	3			
GRAND FINAL	456	F	0	-	Failed	0.0	4			

Comments



Moral & Behavior Evaluation					Co-Curricular Activities				
Excellent	Good	Average	Poor		Sports	Cultural Function	Scout/BNC	Math Olympiad	

Class Teacher

Headmaster

OXFORD ACADEMY

SHIBALAYA, MANIKGANJ



PROGRESS REPORT

Range	Grade	GPA
80-100	A+	5.0
70-79	A	4.0
60-69	A-	3.5
50-59	B	3.0
40-49	C	2.0
33-39	D	1.0
00-32	F	0.0


Name of Student : *Anju Monowara Chriti*
 Student ID : 2134518
 Roll No. : 93

Class : *NINE-Day-HM-C*
 Group : *HUMANITIES*
 Year/Session : 2018

Name of Subjects	Full Marks	HALF YEARLY				Total Marks	Annual Exam				Total Marks	GRAND FINAL				Total Marks	Letter Grade	Grade Point
		CR	MCQ	PR			CR	MCQ	PR			CR	MCQ	PR				
Bangla 1st	100	34	10	-	-	44	45	18	-	-	63	39.5	14.0	-	-	53.5	C	2.0
Bangla 2nd	100	19	8	-	-	27	27	6	-	-	33	23	7.0	-	-	30.0		
English 1st	100	12	-	-	-	12	24	-	-	-	24	18	-	-	-	18.0	F	0.0
English 2nd	100	17	-	-	-	17	6	-	-	-	6	11.5	-	-	-	11.5		
Mathematics	100	10	11	-	-	21	4	13	-	-	17	7	12.0	-	-	19.0	F	0.0
Relegion	100	50	17	-	-	67	55	21	-	-	76	52.5	19.0	-	-	71.5	A	4.0
Agriculture (4th)	100	26	12	12	-	50	40	10	25	-	75	33	11.0	18.5	-	62.5	A-	3.5
ICT	50	8	8	15	-	23	-	9	15	-	24	4	8.5	15.0	-	23.5	C	2.0
General Science	100	9	13	-	-	22	15	16	-	-	31	12	14.5	-	-	26.5	F	0.0
History	100	34	17	-	-	51	37	17	-	-	54	35.5	17.0	-	-	52.5	B	3.0
Geography	100	13	16	-	-	29	40	12	-	-	52	26.5	14.0	-	-	40.5	C	2.0
Civics	100	29	10	-	-	39	42	10	-	-	52	35.5	10.0	-	-	45.5	C	2.0

Exam Name	Total Marks	Grade	GPA	Group Position	Result Status	Without 4th	Failed Subject	Working Days	Present	Absent
HALF YEARLY	402	F	0	-	Failed	0.0	5			
Annual Exam	507	F	0	-	Failed	0.0	3			
GRAND FINAL	454.5	F	0	-	Failed	0.0	3			

Comments



Moral & Behavior Evaluation					Co-Curricular Activities				
Excellent	Good	Average	Poor		Sports	Cultural Function	Scout/BNC	Math Olympiad	

Class Teacher

Headmaster